



Pravara Medical Trust's

**Arts, Commerce and Science College,**

Ayurved College Campus, Akhegaon Road, Shevgaon

Tal.- Shevgaon, Dist.- A.Nagar- 414502

Affiliated to Savitribai Phule Pune University, Pune



## Self-Study Report: 2024-25 (First Cycle)



### Criteria – I Curricular Aspects

#### Key Indicator – 1.4 Feedback Systems

##### Metrics: 1.4.1 (QnM)

Institution obtains feedback on the academic performance and ambience of the institution from various stakeholders, such as students, teacher, Employers, Alumni etc. and action taken report on the feedback is made

Submitted to  
**NATIONAL ASSESSMENT AND ACCREDITATION COUNCIL  
BENGALURU**

### Table Content 1.4

Sr. No.	Academic Year	Supporting Document Name
1.	<b>Feedback Process Manual</b>	
2.	2022-23	❖ Feedback Analysis Report  ❖ Action taken Report on Feedback
3.	2021-22	
4.	2020-21	
5.	2019-20	
6.	2018-19	
7.	<b>Sample Feedback Forms</b>	

# **Feedback Analysis**

Pravara Medical Trust's  
**Arts, Commerce and Science College Shevgaon**  
Tal- Shevgaon Dist –Ahmednagar(M.S) PIN-414502

**FEEDBACK ANALYSIS REPORT**

**Academic Year**  
**2018-19**

Prepared by  
**Feedback Committee**  
**Arts, Commerce and Science College Shevgaon.**




**Pravara Medical Trust's  
Arts, Commerce and Science College Shevgaon**

Feedback Analysis Report: 2018-19  
(Students, Parents, Teachers.)

- ❖ **Composition of the committee :-**
- ❖ **The members of the committee are as follows:-**


Sr. No	Name of the Member	Designation
1	Mr. Pulate Sumit Ramesh	Co-ordinator
2	Mr. Shinde Kiran Appasaheb	Member
3	Mr. Bedre Varad Sanjay	Member

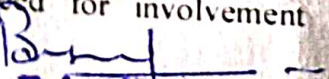
- ❖ **Feedback Authorities:-**



- ❖ **Introduction:-**

Feedback is important part of teaching and learning process. The institute aims to offer the best possible environment and learning experience to encourage students to perform to their full potential for academic achievement. Students, teachers and alumni play an important role in the evaluation, development and enhancement of the quality of this learning experience. Feedback from Students, Teachers, Alumni and helps the college to evaluate how its service policies and make changes as per stakeholders requirements. The Feedback Process has put an emphasis on the need for involvement of students in the quality assurance of higher education. With this aim the college has developed following feedback mechanism. The institute offers all round facilities to the students to explore their full potential for academic and extra mural achievements. College has a special mechanism for collection, statistical analysis and corrective measures to be taken on the feedback. Stakeholders can give their feedback through printed forms provided by the college. Feedback from students, teachers, parents and alumni, CDC, Principal, Internal Quality Assurance Cell, Feedback Committee helps the institute to evaluate its service policies and make changes for achieving the excellence. The feedback process has emphasized the need for involvement of



  
**Principal**

**Arts, Comm. & Sci. College  
Shevgaon, Dist Ahmednagar**



stakeholders for the student centric development of institute. Thus, the student should act as a collaborator, rather being merely a passive receiver in teaching learning process. The feedbacks are collected from the all stakeholders by the IQAC through feedback committee and analysed. After analysis of feedback the analysis report is communicated to the IQAC. Feedback of stakeholders is valuable for us as it provides the role in improvement of curriculum facilities, entrepreneurship and employability of our students. The opinions and suggestions obtained from the stakeholders are evaluated on the background of vision and mission of the institute and considered by the IQAC for their execution. The IQAC prepares Action Taken Report and presents it before College Development Committee for approval. Thus, the feedback mechanism assists in effective curriculum delivery.

❖ **Process and Mechanism:-**

➤ **Feedback collection process from the students of the college :-**

Every year feedback on curriculum and other parameters is collected mostly from each semester students as they have an overall idea of the curriculum. The feedback from students regarding the quality of teaching is collected in mid of the semester from under graduate to post graduate students of each department. The students are asked to respond to questions that examine how effective the teaching-learning process was in aiding the student. Teaching index value is calculated for each teacher. Furthermore, the students also give their opinion on the infrastructure of the institution as well as on the curriculum prescribed for them during the session. The data obtained are also analysed using suitable graph and statistics

➤ **Feedback collection process from the Stakeholders (Parents) of the college :-**

For the evaluation, development and enhancement of the quality of the learning experience, parent's feedback is obtained to get an overall idea on the syllabi of various courses offered by the university and other factors such as, college infrastructure and facilities. The college maintains an institutional level feedback process in collecting feedbacks from parents/guardians during parents'-teachers meet. The feedbacks are collected from each department and are analysed & reported by the feedback committee. Apart from this, suggestions and recommendations are also welcomed by the parents/ guardians. The complaints or grievances, if any are redressed properly

➤ **Need for feedback collection process from various stakeholders (college students, Teachers, Parents) :-**

Feedback from students, teachers, parents assist the college to evaluate its service policies and make necessary changes as per stakeholder's requirements. The need for involvement of various stakeholders such as college students, alumnae, parents in feedback process is essential in the quality assurance of higher education hence; the students involvement considers them more as a collaborators, rather than merely passive receivers of, teaching and learning process. After the analysis, the collected feedbacks are consolidated and along with this, the report is handed over to the principal to take necessary actions. Thus, the college maintains a quality consistence and quality enhancement in this direction.

❖ **Objectives of feedback collection process:-**

Feedback is a key feature of college quality management processes and has few purposes.



  
**Principal**

**Arts, Comm. & Sci. College  
Shevgaon, Dist Ahmednagar**



1. To provide various stakeholders with the opportunity to contribute their opinion on the quality of their learning experiences, as required in preparation for and as part of review processes.
2. To assess the success of academic delivery in relation to the expectations of students.
3. To provide feedback to college faculties in order to improve delivery and/or content of the study-unit.
4. To assure the standards and quality of college's infrastructure and prescribed curriculum.
5. To offer the platform to the students in identifying a better role in the T/L process.
6. To support the improvement and modification in the teaching methodology at the institution.
7. To develop a network that may help to flow the communication between the management and students.
8. To maintain the functioning in the arena of T/L process.

❖ **Role and Responsibilities :-**

1. To maintain an up-to-date and detailed database.
2. To assist management in creating an environment in the college that enables students to have far-lasting memories.
3. To provide the inputs of excessive use to improve the quality of our academic programmes and enrich the credibility of the institution.
4. To offer best possible environment and learning experience to reach potential for academic achievement.

❖ **Principles:-**

The following principles were set out by the various stakeholders' feedback that defines the foundation for obtaining and using these feedbacks within the College.

1. To increase the student experience depending on improvement made during the period of study and whose views are elicited.
2. It is expected that Stakeholders will adopt a responsible and thoughtful attitude while giving feedbacks.
3. During the collection of feedback, it is ensured that the student is able to express their views freely without fear of being disadvantaged and that the method of collection and analysis is free from the risk of distortion and manipulation.

❖ **Procedure for feedback collection process:-**

Sr. No	Feedback type	Frequency in a year	Indicators
1	Students Feedback(on College, Curriculum, Teacher)	Once	Design and review of course, teachers, infrastructure and facility of college
2	Parents Feedback	Once	Design and review of course, infrastructure and facility of college



*[Signature]*  
**Principal**  
 Arts, Comm. & Sci. College  
 Shevgaon, Dist Ahmednagar



## Feedback Committee Report 2018-19

A regular feedback from students is a valuable tool in enhancing the quality of Teaching Learning Process. For the academic year 2018-19 feedback Committee conducted feedback forms from different stakeholders i.e. students, parents. All the Feedback Forms were analyzed and suggestions of the students were discussed by the Committee with Principal, Dr. O.J Rasal and also in the meetings of IQAC. Suggested changes and procedural actions were undertaken. Thus the feedback is a vital step towards the improvement of various aspects concerning the institution.

IQAC makes it a tradition to mandatorily collect feedback from stakeholders-students, parents. This is done by the feedback committee. It collects and analyse the feedbacks from different stakeholders and submit action taken report to the appropriate bodies. The Feedback Analysis Committee of the institution designs and collects feedback from its stakeholders to monitor and evaluate its performance quality on curriculum and curriculum related issues. The feedback targets following different content for different stakeholders. For students, it addressed curriculum and its learning related issues in terms of quality, competence, skills and professionalism. This feedback also considers other issues like delivery of curriculum by teachers.

### ❖ Methodology:

- The Feedback on curriculum is collected from students by circulating the Feedback Forms. It is collected by the feedback committee to deliberate on various suggestions made by the stake holders.
- The feedback committee holds meeting at the end of the academic year to discuss on the various suggestions and prepare action taken report.
- The data is compiled and analysed through statistical tools. It is given for deliberation to the head of the institution for action taken.



A handwritten signature in blue ink, appearing to be "Rasal", with a horizontal line underneath.

**Principal**  
Arts, Comm. & Sci. College  
Shevgaon, Dist Ahmednagar



## Feedback Committee Report-2018-19.

### 1) Feedback on College

The responses received from the student respondents are presented in below table for the year 2018-19


#### Feedback on College Analysis

Sr. No	Parameter	Excellent	Good	Satis factory	Unsatis factory	Total
1	Library Facilities	94	21	15	0	130
	Percentage	72.30%	16.15%	11.53%	0%	100%
2	Playground/ Sport Facilities	71	48	11	0	130
	Percentage	54.61%	36.92%	8.46%	0%	100%
3	Cultural Activities/NSS	71	47	13	0	130
	Percentage	54.61%	36.15%	10%	0%	100%
4	Cleanliness in the college/Toilet/Drinking Water	90	34	4	2	130
	Percentage	69.23%	26.15%	3.07%	1.53%	100%
5	Reading room	82	31	16	0	130
	Percentage	63.07%	23.84%	12.30%	0%	100%
6	Grievances redress cell	82	35	11	2	130
	Percentage	63.07%	26.92%	8.46%	1.53%	100%
7	Disbursal of Scholarships	83	44	3	0	130
	Percentage	63.84%	33.84%	2.30%	0%	100%
8	Computer Facilities	87	25	18	0	130
	Percentage	66.92%	19.23%	13.84%	0%	100%
9	Remedial Classes/Tutorials	78	43	9	0	130
	Percentage	60%	33.07%	6.93%	0%	100%
10	Canteen	71	49	10	0	130
	Percentage	54.61%	37.69%	7.69%	0%	100%
11	Attitude & Co-operation of administrative staff towards students	98	22	10	0	130
	Percentage	75.38%	16.92%	7.69%	0%	100%
12	Availability of Principal in the and response to students Problems	117	13	0	0	130
	Percentage	90%	10%	0%	0%	100%
<b>Total</b>		1024	412	120	4	1560
<b>Average Total</b>		85.33	34.33	10	0.33	130
<b>Average Percentage</b>		65.63%	26.40%	7.69%	0.25%	100%

#### Students Feedback on College:-

The performance of student overall feedback was found that about highest 65.63 percent of student was feel Excellent, 26.40 percent student was feel good, 7.69 percent student was feel satisfactory and remaining only 0.25 percent student was feel unsatisfactory about College.



  
**Principal**  
 Arts, Comm. & Sci. College  
 Shevgaon, Dist Ahmednagar



## 2) Student feedback on Curricula :-

The responses received from the student respondents are presented in below table for the year 2018-19.

### Student feedback Analysis on Curricula

Sr. No	Parameter	Excellent	Good	Satisfactory	Unsatisfactory	Total
1	Rate how challenging was the syllabus offered by the course	90	34	4	2	130
	Percentage	69.23%	26.15%	3.07%	1.53%	100%
2	Rate the appropriateness of the sequence of the courses provided in curriculum.	82	31	16	1	130
	Percentage	63.07%	23.84%	12.30%	0.76%	100%
3	Rate the depth of syllabus of courses in relation to the competencies expected by the industry/current global Scenarios.	82	35	11	2	130
	Percentage	63.07%	26.92%	8.46%	1.53%	100%
4	Rate the sequence of the units/modules in the courses.	83	44	3	0	130
	Percentage	63.84%	33.84%	2.30%	0%	100%
5	Rate the adequacy of the textbooks & reference books mentioned for the course.	87	25	18	0	130
	Percentage	66.92%	19.23%	13.84%	0%	100%
6	Rate the syllabus content of the courses in terms of burden on the students.	94	21	15	0	130
	Percentage	72.30%	16.15%	11.53%	0%	100%
7	Rate the design of the courses in the terms of extra-learning/self-learning.	71	48	11	0	130
	Percentage	54.61%	36.92%	8.46%	0%	100%
8	Rate the flexibility in choosing the Electives in relation to the technology advancements.	71	47	12	0	130
	Percentage	54.61%	36.15%	10%	0%	100%
9	Rate the percentage of the courses offering Laboratory components.	78	43	9	0	130
	Percentage	60%	33.07%	6.92%	0%	100%
10	Rate the composition of courses in terms of the basic science, project, basic discipline, etc	71	49	10	0	130
	Percentage	54.61%	37.69%	7.69%	0%	100%
<b>Total</b>		<b>809</b>	<b>377</b>	<b>109</b>	<b>05</b>	<b>1300</b>
<b>Average Total</b>		<b>80.9</b>	<b>37.7</b>	<b>10.9</b>	<b>0.5</b>	<b>130</b>
<b>Average Percentage</b>		<b>62.23%</b>	<b>29%</b>	<b>8.38%</b>	<b>0.38%</b>	<b>100%</b>

### Students Feedback on Curriculum Report:-

The performance of student feedback was found that about highest 62.23 percent of student was feel Excellent, 29 percent student was feel good, 8.38 percent student was feel satisfactory and remaining only 0.38 percent student was feel unsatisfactory about overall Teaching and Learning.



*Principal*  
Principal  
Arts, Comm. & Sci. College  
Shevgaon, DIST Ahmednagar



### 3) Parent Feedback :-

The responses received from the parents respondents are presented in below table for the year 2018-19.

#### Parent Feedback Analysis

Sr. No	Parameter	Excellent	Good	Satisfactory	Unsatisfactory	Total
1	Your opinion about the academic standard of the institute	51	28	1	0	80
	Percentage	63.75%	35%	1.25%	0%	100%
2	The impact of teacher in motivating your ward	43	36	1	0	80
	Percentage	53.75%	45%	1.25%	0%	100%
3	Your rating about the Teacher-Student relationship	50	28	2	0	80
	Percentage	62.5%	35%	2.5%	0%	100%
4	Your rating about the institute discipline?	37	39	4	0	80
	Percentage	46.25%	48.75%	5%	0%	100%
5	Counseling provided to students at present.	46	33	1	0	80
	Percentage	57.5%	41.25%	1.25%	0%	100%
6	Safe and orderly environment	44	33	3	0	80
	Percentage	55%	41.25%	3.75%	0%	100%
7	Personality development & other training programme given at present.	48	28	4	0	80
	Percentage	60%	35%	5%	0%	100%
8	Overall infrastructural facilities of the institute	52	27	1	0	80
	Percentage	65%	33.75%	1.25%	0%	100%
9	Co-operation from the institute office & Accounts dept.	48	29	3	0	80
	Percentage	60%	36.25%	3.75%	0%	100%
10	Organization of different programs.	41	35	4	0	80
	Percentage	51.25%	43.75%	5%	0%	100%
11	Friendliness and Courteousness of the institute Teaching and non-teaching staff	36	39	5	0	80
	Percentage	45%	48.75%	6.25%	0%	100%
12	Your overall rating about the institute management	52	26	2	0	80
	Percentage	65%	32.5%	2.5%	0%	100%
<b>Total</b>		<b>548</b>	<b>381</b>	<b>31</b>	<b>0</b>	<b>960</b>
<b>Average Total</b>		<b>45.66</b>	<b>31.75</b>	<b>2.58</b>	<b>0</b>	<b>80</b>
<b>Average Percentage</b>		<b>57.07%</b>	<b>39.68%</b>	<b>3.22%</b>	<b>0%</b>	<b>100%</b>

#### Parents Feedback Report:

The performance of parent feedback was found that about highest 57.07 percent of parent was feel Excellent, 39.68 percent parent was feel good, 3.22 percent parent was feel Satisfactory about college facilities. 0 percent parents feel unsatisfactory.



*[Signature]*  
Principal  
Arts, Comm. & Sci. College  
Shevgaon, Dist. Amnagar




**Feedback on Teacher :-**

**Students Feedback on Teacher:-**

Sr. No.	Name of the Teacher	Department	Overall Remark
1.	Dr. Rasal Onkar Jeevan	Economics	Very Good
2.	Miss. Waghmare Rupali Bhausaheb	Botony	Very Good
3.	Mr. Paratwagh Mohan Bhanudas	Political Science	Very Good
4.	Mrs. Darkunde Varsha Anil	English	Very Good
5.	Mr. Mane Ambadas	English	Very Good
6.	Mr. Shelke Digambar Sakharm	Commerce	Very Good
7.	Miss. Funde Sonu Raosaheb	Chemistry	Very Good
8.	Mr. Sase Keshav kakasaheb	Hindi	Very Good
9.	Mr. Dhadage Kishor Sudhakar	Zoology	Very Good
10.	Miss. Naik Varsha Prakash	Zoology	Very Good
11.	Mr. Shinde Kiran Appasaheb	Physics	Very Good
12.	Mr. Kale Rajendra Rambhau	History	Very Good
13.	Mr. Shaikh Hamid Shamshuddin	Geography	Very Good
14.	Mr. Bedre Varad Sanjay	Chemistry	Very Good
15.	Miss. Khandagale Jyoti Kadubal	Chemistry	Good
16.	Miss. Gunjal Rohini Rajendra	Botany	Good
17.	Mr. Raut Ranjit Raosaheb	Zoology	Very Good
18.	Mr. Gore Mahesh Bhausaheb	Zoology	Very Good
19.	Mr. Najan Suresh laxman	Marathi	Very Good
20.	Mr. Pulate Sumit Ramesh	Commerce	Very Good
21.	Mr. Nalawade Uddhav	Chemistry	Very Good
22.	Mr. Bhosale Dnyaneshwar	English	Very Good
23.	Mrs. Pisal Madhavi Vishal	Commerce	Very Good
24.	Mr. Mhaske Santosh Ramesh	Librarian	Good
25.	Mr. Jadhav Rohidas Laxman	Physical Education	Good



  
**Principal**  
Arts, Comm. & Sci. College  
Shevgaon, Dist Ahmednagar



#### 4) Teachers Feedback:-

The responses received from the students respondents are presented in below table for the year 2018-19.

#### Feedback Analysis on Teacher

Sr. No	Parameter	Excellent	Good	Satis factory	Unsatis factory	Total
1	Knowledge base of teacher	30	9	1	0	40
	Percentage	75%	22.5%	2.5%	0%	100%
2	Communication Skill of teacher	27	12	1	0	40
	Percentage	67.5%	30%	2.5%	0%	100%
3	Sincerity/commitment by the teacher	25	14	1	0	40
	Percentage	62.5%	35%	2.5%	0%	100%
4	Interest generated by the teacher	24	15	1	0	40
	Percentage	60%	37.5%	2.5%	0%	100%
5	Ability to integrate course material with environment/other issues, to provide a broader perspective	26	13	1	0	40
	Percentage	65%	32.5%	2.5%	0%	100%
6	Ability to integrate content with the other courses	20	16	4	0	40
	Percentage	50%	40%	10%	0%	100%
7	Accessibility of teacher in and out of the class	30	9	1	0	40
	Percentage	75%	22.5%	2.5%	0%	100%
8	Ability to design quizzes/test/assignment/Examination and projects to evaluate to students	26	13	1	0	40
	Percentage	65%	32.5%	2.5%	0%	100%
9	Understanding of the course Provision of sufficient time of feedback.	21	18	1	0	40
	Percentage	52.5%	45%	2.5%	0%	100%
10	Overall Rating	30	9	1	0	40
	Percentage	75%	22.5%	2.5%	0%	100%
	<b>Total</b>	259	128	13	0	400
	<b>Average Total</b>	25.9	12.8	1.3	0	40
	<b>Average Percentage</b>	64.75%	32%	3.25%	0%	100%

#### Teachers Feedback Report:

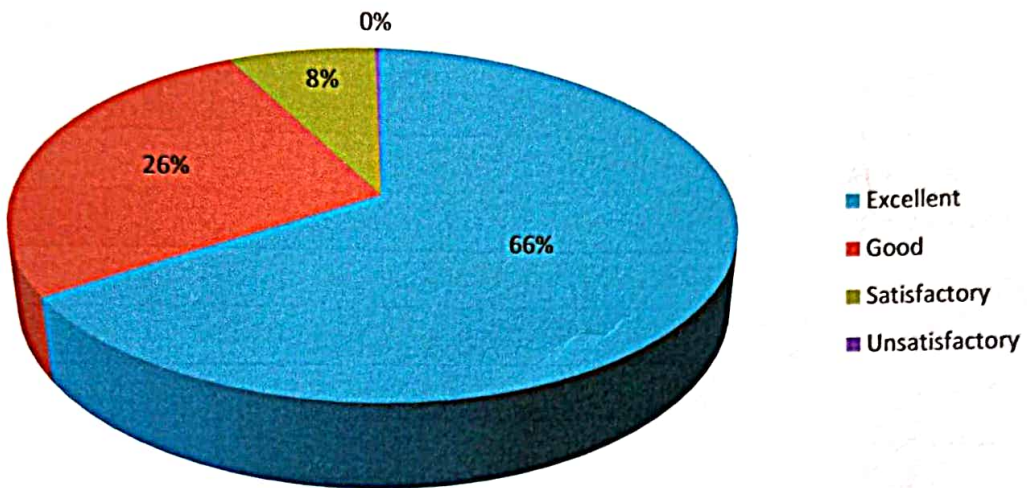
The performance of teacher feedback was found that about highest 64.75 percent of teacher was Excellent, 32 percent teacher was agree, 3.25 percent teacher was disagree, and remaining only 0 percent teacher was strongly disagree about syllabus and facilities.



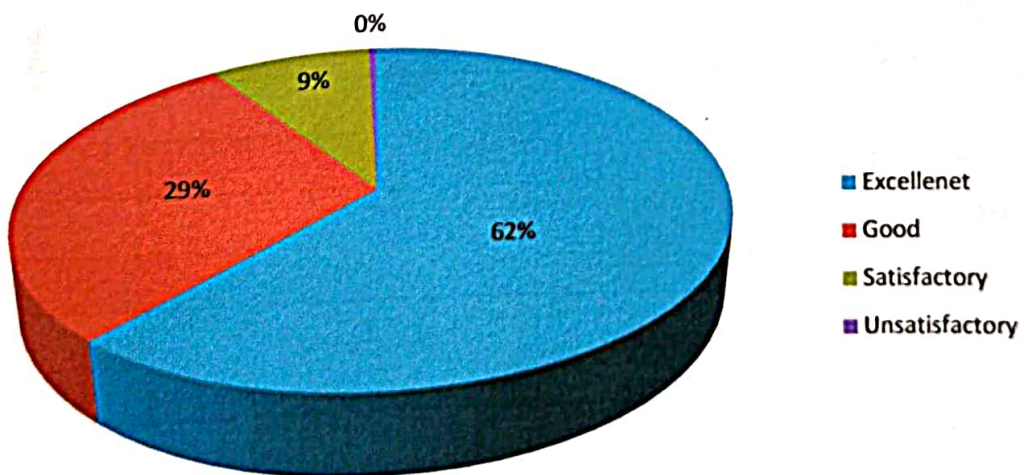
*Raj*  
Principal  
Arts, Comm. & Sci. College  
Shevgaon, Dist Ahmednagar


# GRAPHICAL REPRESENTATION OF FEEDBACK ANALYSIS

## Student Feedback on College



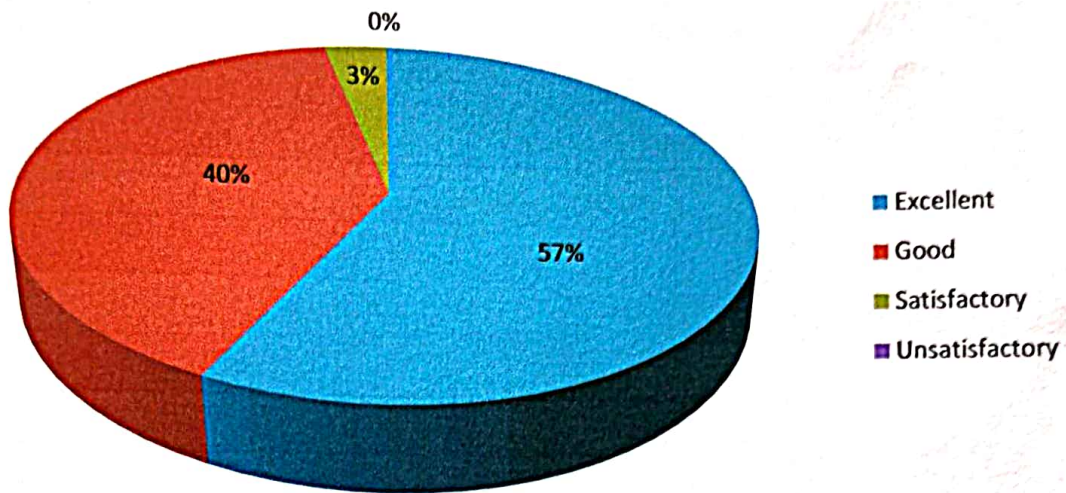
## Student Feedback on Curriculum



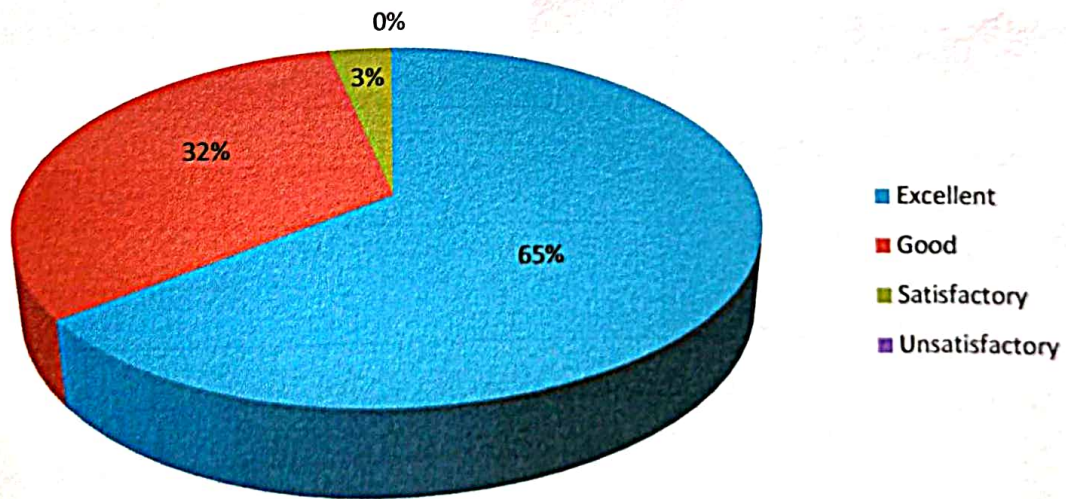
  
Principal  
Arts, Comm. & Sci. College  
Shevgaon, Dist. Ahmednagar




## Parent Feedback On College



## Student Feedback on Teacher



  
**Principal**  
arts, Comm. & Sci. College  
Shevgaon, Dist Ahmednagar

Pravara Medical Trust's  
**Arts, Commerce and Science College Shevgaon**  
Tal- Shevgaon Dist –Ahmednagar(M.S) PIN-414502

**FEEDBACK ANALYSIS REPORT**

**Academic Year**  
**2019-20**

Prepared by  
**Feedback Committee**  
Arts, Commerce and Science College Shevgaon.



**Pravara Medical Trust's  
Arts, Commerce and Science College Shevgaon.**

Feedback Analysis Report: 2019-20  
(Students, Parents, Teachers.)


❖ **Introduction:-**


The institute aims to offer the best possible environment and learning experience to encourage students to perform to their full potential for academic achievement. Students, teachers, parents and alumni play an important role in the evaluation, development and enhancement of the quality of this learning experience. Feedback from students, teachers, parents and alumni helps the college to evaluate how its service policies and make changes as per stakeholders requirements. The Feedback Process has put an emphasis on the need for involvement of students in the quality assurance of higher education. Student involvement requires that students should act as a collaborators in, rather than merely passive receivers of, teaching and learning process. All the stakeholders' feedback data was collected and analyzed as per the following tables of the academic year 2019-20.

❖ **Composition of the committee**

❖ **The members of the committee are as follows:-**

Sr. No	Name of the Member	Designation
1	Mr. Pulate Sumit Ramesh	Co-ordinator
2	Miss. Powale Archana Ramesh	Member
3	Mr. Kokare Krishna Vitthal	Member



  
**Principal**  
Arts, Comm. & Sci. College  
shevgaon, Dist Ahmednagar



### ❖ Process and Mechanism:-

#### ➤ Feedback collection process from the students of the college :-

Every year feedback on curriculum and other parameters is collected mostly from each semester students as they have an overall idea of the curriculum. The feedback from students regarding the quality of teaching is collected in mid of the semester from under graduate to post graduate students of each department. The students are asked to respond to questions that examine how effective the teaching-learning process was in aiding the student. Teaching index value is calculated for each teacher. Furthermore, the students also give their opinion on the infrastructure of the institution as well as on the curriculum prescribed for them during the session. The data obtained are also analysed using suitable graph and statistics

#### ➤ Feedback collection process from the Stakeholders (Parents) of the college :-

For the evaluation, development and enhancement of the quality of the learning experience, parent's feedback is obtained to get an overall idea on the syllabi of various courses offered by the university and other factors such as, college infrastructure and facilities. The college maintains an institutional level feedback process in collecting feedbacks from parents/guardians during parents'-teachers meet. The feedbacks are collected from each department and are analysed & reported by the feedback committee. Apart from this, suggestions and recommendations are also welcomed by the parents/ guardians. The complaints or grievances, if any are redressed properly

#### ➤ Need for feedback collection process from various stakeholders (college students, Teachers, Parents) :-


Feedback from students, teachers, parents assist the college to evaluate its service policies and make necessary changes as per stakeholder's requirements. The need for involvement of various stakeholders such as college students, alumnae, parents in feedback process is essential in the quality assurance of higher education hence; the students involvement considers them more as a collaborators, rather than merely passive receivers of, teaching and learning process. After the analysis, the collected feedbacks are consolidated and along with this, the report is handed over to the principal to take necessary actions. Thus, the college maintains a quality consistence and quality enhancement in this direction.

### ❖ Objectives of feedback collection process:-

Feedback is a key feature of college quality management processes and has few purposes.

1. To provide various stakeholders with the opportunity to contribute their opinion on the quality of their learning experiences, as required in preparation for and as part of review processes.
2. To assess the success of academic delivery in relation to the expectations of students.
3. To provide feedback to college faculties in order to improve delivery and/or content of the study-unit.
4. To assure the standards and quality of college's infrastructure and prescribed curriculum.
5. To offer the platform to the students in identifying a better role in the T/L process.
6. To support the improvement and modification in the teaching methodology at the institution.



  
Principal  
Arts, Comm. & Sci. College  
Shevgaon, Dist Ahmednagar



7. To develop a network that may help to flow the communication between the management and students.
8. To maintain the functioning in the arena of T/L process.

❖ **Role and Responsibilities :-**

1. To maintain an up-to-date and detailed database.
2. To assist management in creating an environment in the college that enables students to have far-lasting memories.
3. To provide the inputs of excessive use to improve the quality of our academic programmes and enrich the credibility of the institution.
4. To offer best possible environment and learning experience to reach potential for academic achievement.

❖ **Principles:-**


The following principles were set out by the various stakeholders' feedback that defines the foundation for obtaining and using these feedbacks within the College.

1. To increase the student experience depending on improvement made during the period of study and whose views are elicited.
2. It is expected that Stakeholders will adopt a responsible and thoughtful attitude while giving feedbacks.
3. During the collection of feedback, it is ensured that the student is able to express their views freely without fear of being disadvantaged and that the method of collection and analysis is free from the risk of distortion and manipulation.

❖ **Procedure for feedback collection process:-**

Sr. No	Feedback type	Frequency in a year	Indicators
1	Students Feedback(on College, Curriculum, Teacher)	Once	Design and review of course, teachers, infrastructure and facility of college
2	Parents Feedback	Once	Design and review of course, infrastructure and facility of college



  
**Principal**  
 Arts, Comm. & Sci. College  
 Shevgaon, Dist Ahmednagar



**1) Students Feedback on College:-**

The responses received from the student respondents are presented in below table for the year 2019-20.

**Feedback on College**

Sr. No	Parameter	Excellent	Good	Satisfactory	Unsatisfactory	Total
1	Library Facilities	71	47	3	0	121
	Percentage	58.67%	38.84%	2.47%	0%	100%
2	Playground/ Sport Facilities	67	43	11	0	121
	Percentage	55.37%	35.53%	9.09%	0%	100%
3	Cultural Activities/NSS	83	28	9	1	121
	Percentage	68.59%	23.14%	7.43%	0.82%	100%
4	Cleanliness in the college/Toilet/Drinking Water	75	39	6	1	121
	Percentage	61.98%	32.23%	4.95%	0.82%	100%
5	Reading room	50	56	15	0	121
	Percentage	41.32%	46.28%	12.39%	0%	100%
6	Grievances redress cell	50	58	10	3	121
	Percentage	41.32%	47.93%	8.26%	2.47%	100%
7	Disbursal of Scholarships	61	49	11	2	123
	Percentage	49.59%	39.83%	8.94%	1.62%	100%
8	Computer Facilities	65	40	13	3	121
	Percentage	53.71%	33.05%	10.74%	2.47%	100%
9	Remedial Classes/Tutorials	58	51	10	0	119
	Percentage	48.73%	42.85%	8.40%	0%	100%
10	Canteen	58	38	18	7	121
	Percentage	47.93%	31.40%	14.87%	5.78%	100%
11	Attitude & Co-operation of administrative staff towards students	61	42	15	3	121
	Percentage	50.41%	34.71%	12.39%	2.47%	100%
12	Availability of Principal in the and response to students Problems	71	41	8	1	121
	Percentage	58.67%	33.88%	6.61%	0.82%	100%
<b>Total</b>		<b>770</b>	<b>532</b>	<b>126</b>	<b>21</b>	<b>1452</b>
<b>Average Total</b>		<b>64.16</b>	<b>44.33</b>	<b>10.5</b>	<b>1.75</b>	<b>121</b>
<b>Average Percentage</b>		<b>53.02%</b>	<b>36.63%</b>	<b>8.67%</b>	<b>1.44%</b>	<b>100%</b>

**Students Feedback Analysis:-**

The performance of student overall feedback was found that about highest 53.02 percent of student was feel Excellent, 36.63 percent student was feel good, 8.67 percent student was feel satisfactory and remaining only 1.44 percent student was feel unsatisfactory about College.



*[Signature]*  
**Principal**  
 Arts, Comm. & Sci. College  
 Shevgaon, Dist Ahmednagar



**1) Student feedback on Curricula:-**

The responses received from the student respondents are presented in below table for the year 2019-20.

**Student feedback on Curricula**

Sr. No	Parameter	Excellent	Good	Satis factory	Unsatisfactory	Total
1	Rate how challenging was the syllabus offered by the course	81	35	5	0	121
	Percentage	66.94%	28.92%	4.13%	0%	100%
2	Rate the appropriateness of the sequence of the courses provided in curriculum.	69	45	7	0	121
	Percentage	57.02%	37.19%	5.78%	0%	100%
3	Rate the depth of syllabus of courses in relation to the competencies expected by the industry/current global Scenarios.	54	46	17	3	120
	Percentage	45%	46.6%	14.16%	2.5%	100%
4	Rate the sequence of the units/modules in the courses.	61	41	17	2	121
	Percentage	50.41%	33.88%	14.04%	1.65%	100%
5	Rate the adequate of the textbooks & reference books mentioned for the course.	61	52	7	1	121
	Percentage	50.41%	42.97%	5.78%	0.82%	100%
6	Rate the syllabus content of the courses in terms of burden on the students.	61	43	15	2	121
	Percentage	50.41%	35.53%	12.39%	1.65%	100%
7	Rate the design of the courses in the terms of extra-learning/self-learning.	68	39	13	1	121
	Percentage	56.19%	32.27%	10.74%	0.82%	100%
8	Rate the flexibility in choosing the Electives in relation to the technology advancements.	59	42	17	3	121
	Percentage	48.76%	34.71%	14.04%	2.47%	100%
9	Rate the percentage of the courses offering Laboratory components.	60	42	14	1	117
	Percentage	51.88%	35.89%	11.96%	0.85%	100%
10	Rate the composition of courses in terms of the basic science, project, basic discipline, etc	62	48	9	2	121
	Percentage	51.23%	39.66%	7.43%	1.65%	100%
<b>Total</b>		<b>636</b>	<b>433</b>	<b>121</b>	<b>15</b>	<b>1205</b>
<b>Average Total</b>		<b>63.6</b>	<b>43.3</b>	<b>12.1</b>	<b>1.5</b>	<b>120.5</b>
<b>Average Percentage</b>		<b>52.78%</b>	<b>35.93%</b>	<b>10.04%</b>	<b>1.24%</b>	<b>100%</b>

**Students Feedback on Curriculum Report:-**

The performance of student feedback was found that about highest 52.78 percent of student was feel Excellent, 35.93 percent student was feel good, 10.04 percent student was feel satisfactory and remaining only 1.24 percent student was feel unsatisfactory about overall Teaching and Learning.



*[Signature]*  
Principal

Arts, Comm. & Sci. College  
Shevgaon, Dist. Ahmednagar



### 3)Parents' feedback:-

The responses received from the parent respondents are presented in below table for the year 2019-20.


#### Parent Feedback Analysis.

Sr. No	Parameter	Excellent	Good	Satis factory	Unsatis factory	Total
1	Your opinion about the academic standard of the institute	78	32	10	0	120
	Percentage	65%	26.66%	8.33%	0%	100%
2	The impact of teacher in motivating your ward	62	51	8	0	121
	Percentage	51.23%	42.14%	6.61%	0%	100%
3	Your rating about the Teacher-Student relationship	71	36	13	0	120
	Percentage	59.16%	30%	10.83%	0%	100%
4	Your rating about the institute discipline?	68	41	11	1	121
	Percentage	56.19%	33.88%	9.09%	0.82%	100%
5	Counseling provided to students at present.	60	53	9	0	122
	Percentage	53.27%	43.44%	7.37%	0%	100%
6	Safe and orderly environment	59	51	11	0	121
	Percentage	48.76%	42.14%	9.09%	0%	100%
7	Personality development & other training programme given at present.	54	56	11	0	121
	Percentage	44.62%	46.28%	9.09%	0%	100%
8	Overall infrastructural facilities of the institute	71	37	14	1	123
	Percentage	57.72%	30.08%	11.38%	0.81%	100%
9	Co-operation from the institute office & Accounts dept.	65	41	15	0	121
	Percentage	53.71%	33.88%	12.39%	0%	100%
10	Organisation of different programmes.	71	38	12	0	121
	Percentage	58.67%	31.40%	9.91%	0%	100%
11	Friendliness and Courteousness of the institute Teaching and non-teaching staff	73	38	10	0	121
	Percentage	60.33%	31.40%	8.26%	0%	100%
12	Your overall rating about the institute management	68	32	16	3	119
	Percentage	57.14%	26.89%	13.44%	2.53%	100%
<b>Total</b>		<b>800</b>	<b>506</b>	<b>140</b>	<b>05</b>	<b>1451</b>
<b>Average Total</b>		<b>66.66</b>	<b>42.16</b>	<b>11.66</b>	<b>0.41</b>	<b>120.91</b>
<b>Average Percentage</b>		<b>55.13%</b>	<b>34.86%</b>	<b>9.64%</b>	<b>0.33%</b>	<b>100%</b>

#### Parents Feedback Report:

The performance of parent feedback was found that about highest 55.13 percent of parent was feel Excellent, 34.86 percent parent was feel good, 9.64 percent parent was feel Satisfactory about college facilities.0.33 percent parents feel unsatisfactory.



  
Principal  
Arts, Comm. & Sci. College  
Shevgaon, Dist. Ahmednagar




**Feedback on Teacher :-**

**Students Feedback on Teacher:-**

Sr. No.	Name of the Teacher	Subject	Overall Remark
1.	Dr. Rasal Onkar Jeevan	Economics	Very Good
2.	Mr. Paratwagh Mohan Bhanudas	Political Science	Very Good
3.	Mr. Sase Keshav kakasaheb	Hindi	Very Good
4.	Mr. Kale Rajendra Rambhau	History	Very Good
5.	Mr. Shaikh Hamid Shamshuddin	Geography	Very Good
6.	Mr. Dhadage Kishor Sudhakar	Zoology	Very Good
7.	Mr. Bedre Varad Sanjay	Chemistry	Very Good
8.	Mr. Pulate Sumit Ramesh	Commerce	Very Good
9.	Miss. Waghmare Rupali Bhausaheb	Botany	Very Good
10.	Mrs. Harihar Jyoti lingraj	Physics	Very Good
11.	Miss. Bade Priyanka Pandharinath	Geography	Very Good
12.	Mr. Shelke Ganesh Sheshrao	Political Science	Very Good
13.	Mr. Najan Suresh Laxman	Marathi	Very Good
14.	Mr. Kokare Krishna Vitthal	Economics	Very Good
15.	Miss. Powale Archana Ramesh	Botany	Very Good
16.	Mr. Patel Sajed Salimoddin	English	Very Good
17.	Miss. Shelke Priyanka Ram	Commerce	Very Good
18.	Mr. Markad Sheetal Gangadhar	Zoology	Good
19.	Miss. Sabale Priyanka Nandkumar	Chemistry	Very Good
20.	Miss. Toke Priyanka Radhakan	Chemistry	Very Good
21.	Miss. Jiresal Radhika Sudhir	Zoology	Very Good
22.	Miss. Ghuge Renuka Rajendra	Commerce	Very Good
23.	Mr. Pisal Madhavi Vishal	Commerce	Very Good
24.	Mr. Nikam Govind Chandrakant	Zoology	Very Good
25.	Mr. Raut Ganesh Kalyan	Physics	Very Good
26.	Mr. Are Abhijit Ramesh	Chemistry	Very Good
27.	Mr. Shinde Mahadeo B.	English	Very Good
28.	Mr. Mhaske Santosh Ramesh	Librarian	Good
29.	Mr. Jadhav Rohidas Laxman	Physical Education	Good



  
**Principal**  
Arts, Comm. & Sci. College  
Shevgaon, Dist Ahmednagar



#### 4) Teachers Feedback:-

The responses received from the students respondents are presented in below table for the year 2019-20

#### Feedback on Teacher Analysis

Sr. No	Parameter	Excellent	Good	Satis factory	Unsatis factory	Total
1	Knowledge base of teacher	123	48	4	0	175
	Percentage	70.28%	27.42%	2.28%	0%	100%
2	Communication Skill of teacher	125	43	5	0	173
	Percentage	72.25%	24.85%	2.89%	0%	100%
3	Sincerity/commitment by the teacher	112	55	12	0	179
	Percentage	62.56%	30.72%	6.70%	0%	100%
4	Interest generated by the teacher	108	61	7	0	176
	Percentage	61.36%	34.65%	3.97%	0%	100%
5	Ability to integrate course material with environment/other issues, to provide a broader perspective	119	54	7	0	180
	Percentage	66.11%	30%	3.88%	0%	100%
6	Ability to integrate content with the other courses	103	64	7	0	174
	Percentage	59.19%	36.78%	4.02%	0%	100%
7	Accessibility of teacher in and out of the class	118	50	7	0	175
	Percentage	67.42%	28.57%	4%	0%	100%
8	Ability to design quizzes/test/assignment/Examination and projects to evaluate to students	94	77	5	0	176
	Percentage	53.40%	43.75%	2.84%	0%	100%
9	Understanding of the course Provision of sufficient time of feedback.	116	54	5	0	175
	Percentage	66.28%	30.85%	2.85%	0%	100%
10	Overall Rating	115	61	2	0	178
	Percentage	64.60%	34.26%	1.12%	0%	100%
	<b>Total</b>	1133	567	61	0	1761
	<b>Average Total</b>	113.3	56.7	6.1	0	176.1
	<b>Average Percentage</b>	64.33%	32.19%	3.46%	0%	100%

#### Teachers Feedback Report:

The performance of teacher feedback was found that about highest 64.33 percent of teacher was Excellent, 31.19 percent teacher was agree, 3.46 percent teacher was disagree, and remaining only 0 percent teacher was strongly disagree about syllabus and facilities.

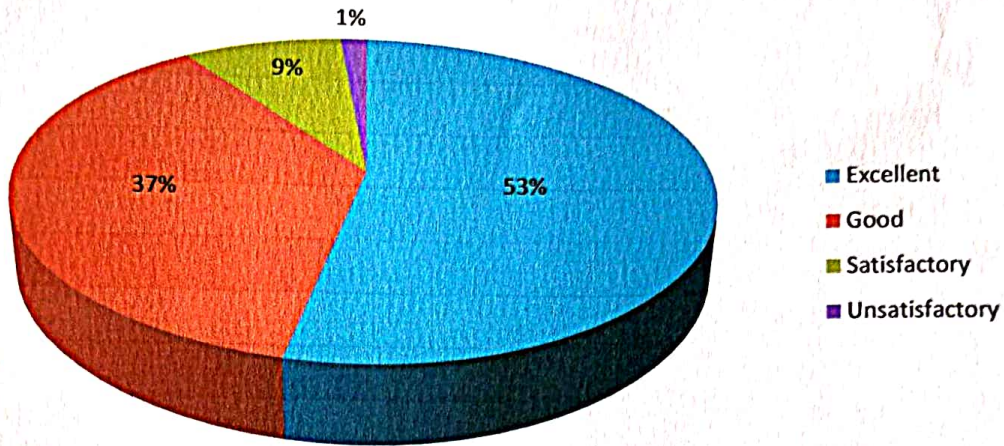


*[Signature]*  
**Principal**  
 Arts, Comm. & Sci. College  
 Shevgaon, Dist. Ahmednagar

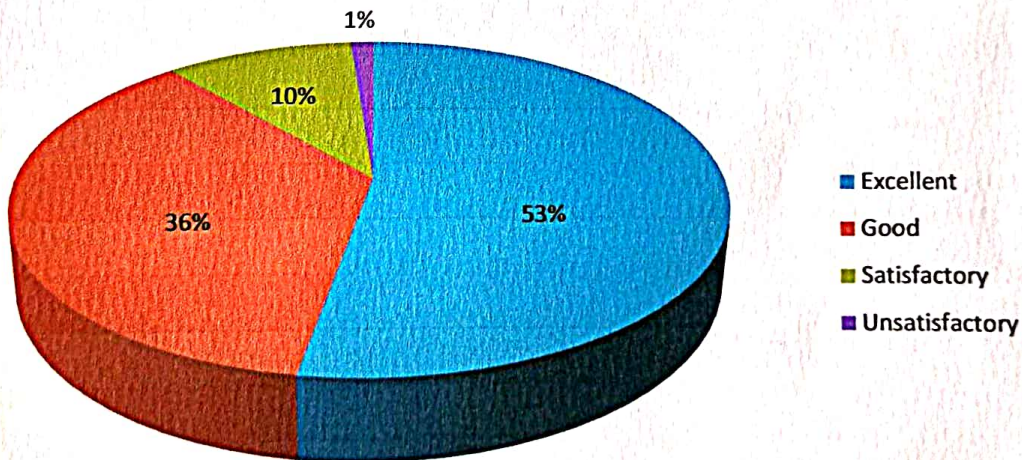



# GRAPHICAL REPRESENTATION OF FEEDBACK ANALYSIS

## Students' Feedback on College



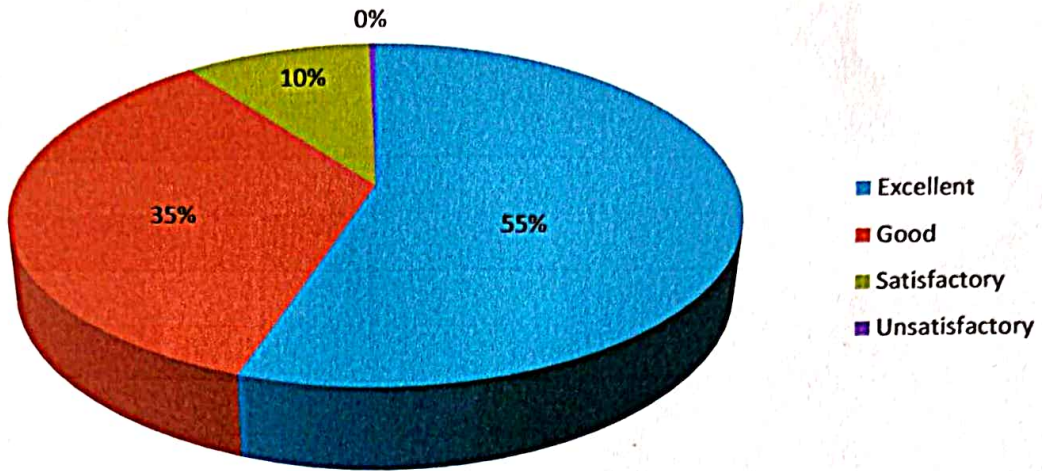
## Students' Feedback on Curriculum



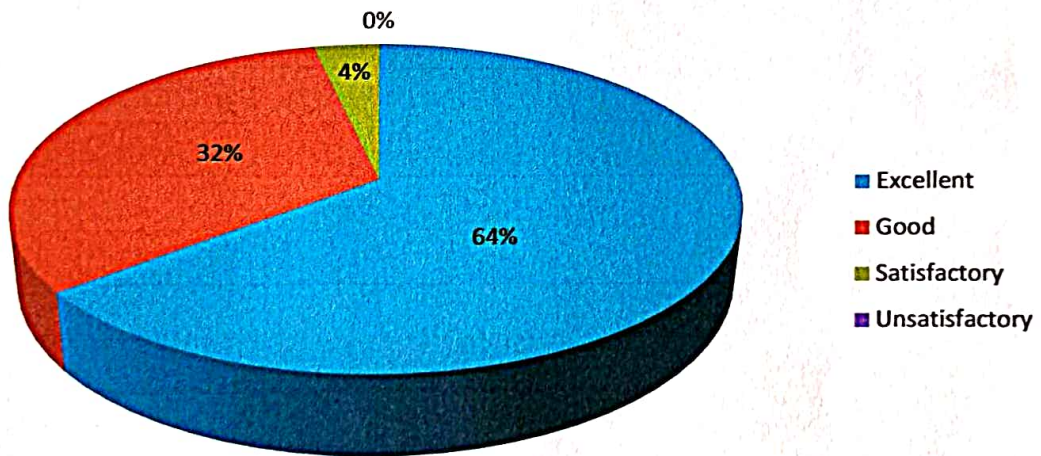
  
**Principal**  
Arts, Comm. & Sci. College  
Shevgaon, Dist Ahmednagar



### Parent Feedback



### Students' Feedback on Teacher



*[Signature]*  
**Principal**  
Arts, Comm. & Sci. College  
Shevgaon, Dist Ahmednagar



Pravara Medical Trust's  
**Arts, Commerce and Science College Shevgaon**  
Tal- Shevgaon Dist –Ahmednagar(M.S) PIN-414502

**FEEDBACK ANALYSIS REPORT**

**Academic Year**  
**2021-22**

Prepared by  
**Feedback Committee**  
Arts, Commerce and Science College Shevgaon.


**Pravara Medical Trust's  
Arts, Commerce and Science College Shevgaon.**

Feedback Analysis Report: 2021-22.  
(Students, Parents, Teachers.)

**Composition of the committee**

❖ The members of the committee are as follows:-


Sr. No	Name of the Member	Designation
1	Mr. Pulate Sumit Ramesh	Co-ordinator
2	Miss. Powale Archana Ramesh	Member
3	Mr. Kokare Krishna Vitthal	Member



❖ **Introduction:-**

Feedback is important part of teaching and learning process. The institute aims to offer the best possible environment and learning experience to encourage students to perform to their full potential for academic achievement. Students, teachers and alumni play an important role in the evaluation, development and enhancement of the quality of this learning experience. Feedback from Students, Teachers, Alumni and helps the college to evaluate how its service policies and make changes as per stakeholders requirements. The Feedback Process has put an emphasis on the need for involvement of students in the quality assurance of higher education. With this aim the college has developed following feedback mechanism. The institute offers all round facilities to the students to explore their full potential for academic and extra mural achievements. College has a special mechanism for collection, statistical analysis and corrective measures to be taken on the feedback. Stakeholders can give their feedback through printed forms provided by the college. Feedback from students, teachers, parents and alumni, CDC, Principal, Internal Quality Assurance Cell, Feedback Committee helps the institute to evaluate its service policies and make changes for achieving the excellence. The feedback process has emphasized the need for involvement of stakeholders for the student centric development of institute. Thus, the student should act as a



  
**Principal**

Arts, Comm. & Sci. College  
Shevgaon, Dist Ahmednagar



collaborator, rather being merely a passive receiver in teaching learning process. The feedbacks are collected from the all stakeholders by the IQAC through feedback committee and analysed. After analysis of feedback the analysis report is communicated to the IQAC. Feedback of stakeholders is valuable for us as it provides the role in improvement of curriculum facilities, entrepreneurship and employability of our students. The opinions and suggestions obtained from the stakeholders are evaluated on the background of vision and mission of the institute and considered by the IQAC for their execution. The IQAC prepares Action Taken Report and presents it before College Development Committee for approval. Thus, the feedback mechanism assists in effective curriculum delivery.

❖ **Process and Mechanism:-**

➤ **Feedback collection process from the students of the college :-**

Every year feedback on curriculum and other parameters is collected mostly from each semester students as they have an overall idea of the curriculum. The feedback from students regarding the quality of teaching is collected in mid of the semester from under graduate to post graduate students of each department. The students are asked to respond to questions that examine how effective the teaching-learning process was in aiding the student. Teaching index value is calculated for each teacher. Furthermore, the students also give their opinion on the infrastructure of the institution as well as on the curriculum prescribed for them during the session. The data obtained are also analysed using suitable graph and statistics


➤ **Feedback collection process from the Stakeholders (Parents) of the college :-**

For the evaluation, development and enhancement of the quality of the learning experience, parent's feedback is obtained to get an overall idea on the syllabi of various courses offered by the university and other factors such as, college infrastructure and facilities. The college maintains an institutional level feedback process in collecting feedbacks from parents/guardians during parents'-teachers meet. The feedbacks are collected from each department and are analysed & reported by the feedback committee. Apart from this, suggestions and recommendations are also welcomed by the parents/ guardians. The complaints or grievances, if any are redressed properly

➤ **Need for feedback collection process from various stakeholders (college students, Teachers, Parents) :-**

Feedback from students, teachers, parents assist the college to evaluate its service policies and make necessary changes as per stakeholder's requirements. The need for involvement of various stakeholders such as college students, alumnae, parents in feedback process is essential in the quality assurance of higher education hence; the students involvement considers them more as a collaborators, rather than merely passive receivers of, teaching and learning process. After the analysis, the collected feedbacks are consolidated and along with this, the report is handed over to the principal to take necessary actions. Thus, the college maintains a quality consistence and quality enhancement in this direction.



  
**Principal**  
Arts, Comm. & Sci. College  
Shevgaon, Dist Ahmednagar



### Objectives of feedback collection process:-

Feedback is a key feature of college quality management processes and has few purposes.

1. To provide various stakeholders with the opportunity to contribute their opinion on the quality of their learning experiences, as required in preparation for and as part of review processes.
2. To assess the success of academic delivery in relation to the expectations of students.
3. To provide feedback to college faculties in order to improve delivery and/or content of the study-unit.
4. To assure the standards and quality of college's infrastructure and prescribed curriculum.
5. To offer the platform to the students in identifying a better role in the T/L process.
6. To support the improvement and modification in the teaching methodology at the institution.
7. To develop a network that may help to flow the communication between the management and students.
8. To maintain the functioning in the arena of T/L process.

### ❖ Role and Responsibilities :-

1. To maintain an up-to-date and detailed database.
2. To assist management in creating an environment in the college that enables students to have far-lasting memories.
3. To provide the inputs of excessive use to improve the quality of our academic programmes and enrich the credibility of the institution.
4. To offer best possible environment and learning experience to reach potential for academic achievement.

### ❖ Principles:-

The following principles were set out by the various stakeholders' feedback that defines the foundation for obtaining and using these feedbacks within the College.

1. To increase the student experience depending on improvement made during the period of study and whose views are elicited.
2. It is expected that Stakeholders will adopt a responsible and thoughtful attitude while giving feedbacks.
3. During the collection of feedback, it is ensured that the student is able to express their views freely without fear of being disadvantaged and that the method of collection and analysis is free from the risk of distortion and manipulation.

### ❖ Procedure for feedback collection process:-

Sr. No	Feedback type	Frequency in a year	Indicators
1	Students Feedback(on College, Curriculum, Teacher)	Once	Design and review of course, teachers, infrastructure and facility of college
2	Parents Feedback	Once	Design and review of course, infrastructure and facility of college



  
Principal

Arts, Comm. & Sci. College  
Shevgaon, Dist Ahmednagar



## Feedback Committee Report 2021-22


A regular feedback from students is a valuable tool in enhancing the quality of Teaching Learning Process. For the academic year 2021-22 feedback Committee conducted feedback forms from different stakeholders i.e. students, parents. All the Feedback Forms were analyzed and suggestions of the students were discussed by the Committee with Principal, Dr. O.J Rasal and also in the meetings of IQAC. Suggested changes and procedural actions were undertaken. Thus the feedback is a vital step towards the improvement of various aspects concerning the institution.

IQAC makes it a tradition to mandatorily collect feedback from stakeholders- students, parents. This is done by the feedback committee. It collects and analyse the feedbacks from different stakeholders and submit action taken report to the appropriate bodies. The Feedback Analysis Committee of the institution designs and collects feedback from its stakeholders to monitor and evaluate its performance quality on curriculum and curriculum related issues. The feedback targets following different content for different stakeholders. For students, it addressed curriculum and its learning related issues in terms of quality, competence, skills and professionalism. This feedback also considers other issues like delivery of curriculum by teachers.

### ❖ Methodology:

- The Feedback on curriculum is collected from students by circulating the Feedback Forms. It is collected by the feedback committee to deliberate on various suggestions made by the stake holders.
- The feedback committee holds meeting at the end of the academic year to discuss on the various suggestions and prepare action taken report.
- The data is compiled and analysed through statistical tools. It is given for deliberation to the head of the institution for action taken.



  
**Principal**  
Arts, Comm. & Sci. College  
Shevgaon, Dist Ahmednagar

## Feedback Committee Report-2021-22

### 1) Feedback on College

The responses received from the student respondents are presented in below table for the year 2021-22.

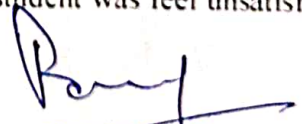
#### Feedback on College Analysis

Sr. No	Parameter	Excellent	Good	Satisfactory	Unsatisfactory	Total
1	Library Facilities	64	62	23	11	160
	Percentage	40%	38.75%	14.37%	6.87%	100%
2	Playground/ Sport Facilities	76	51	24	09	160
	Percentage	47.5%	31.87%	15%	5.62%	100%
3	Cultural Activities/NSS	79	55	20	6	160
	Percentage	49.37%	34.37%	12.5%	3.75%	100%
4	Cleanliness in the college/Toilet/Drinking Water	73	61	16	10	160
	Percentage	45.62%	38.12%	10%	6.25%	100%
5	Reading room	76	60	20	04	160
	Percentage	47.5%	37.5%	12.5%	2.5%	100%
6	Grievances redress cell	70	65	21	04	160
	Percentage	43.75%	40.62%	13.12%	2.5%	100%
7	Disbursal of Scholarships	82	58	17	03	160
	Percentage	51.25%	36.25%	10.62%	1.87%	100%
8	Computer Facilities	71	63	18	08	160
	Percentage	44.37%	39.37%	11.25%	5%	100%
9	Remedial Classes/Tutorials	65	70	20	05	160
	Percentage	40.62%	43.75%	12.5%	3.12%	100%
10	Canteen	74	76	07	03	160
	Percentage	46.25%	47.5%	4.37%	1.87%	100%
11	Attitude & Co-operation of administrative staff towards students	83	57	12	08	160
	Percentage	51.87%	35.62%	7.5%	5%	100%
12	Availability of Principal in the and response to students Problems	98	60	02	00	160
	Percentage	61.25%	37.5%	1.25%	0%	100%
<b>Total</b>		911	738	200	71	1920
<b>Average Total</b>		75.91	61.5	16.66	5.91	160
<b>Average Percentage</b>		47.44%	38.43%	10.41%	3.69%	100%

#### Students Feedback on College:-

The performance of student overall feedback was found that about highest 47.44 percent of student was feel Excellent, 38.43 percent student was feel good, 10.41 percent student was feel satisfactory and remaining only 3.69 percent student was feel unsatisfactory about College.



  
**Principal**  
 Arts, Comm. & Sci. College  
 Shevgaon, Dist. Ahmednagar



## 2) Student feedback on Curricula :-

The responses received from the student respondents are presented in below table for the year 2021-22.

### Student feedback Analysis on Curricula

Sr. No	Parameter	Excellent	Good	Satisfactory	Unsatisfactory	Total
1	Rate how challenging was the syllabus offered by the course	81	39	5	0	125
	Percentage	64.8%	31.2%	4%	0%	100%
2	Rate the appropriateness of the sequence of the courses provided in curriculum.	72	47	6	0	125
	Percentage	57.6%	37.6%	4.8%	0%	100%
3	Rate the depth of syllabus of courses in relation to the competencies expected by the industry/current global Scenarios.	55	50	17	3	125
	Percentage	44%	40%	13.6%	2.4%	100%
4	Rate the sequence of the units/modules in the courses.	62	44	17	2	125
	Percentage	49.6%	35.2%	13.6%	1.6%	100%
5	Rate the adequate of the textbooks & reference books mentioned for the course.	65	52	7	1	125
	Percentage	52%	41.6%	5.6%	0.8%	100%
6	Rate the syllabus content of the courses in terms of burden on the students.	63	45	15	2	125
	Percentage	50.4%	36%	12%	1.6%	100%
7	Rate the design of the courses in the terms of extra-learning/self-learning.	69	41	13	2	125
	Percentage	55.2%	32.8%	10.4%	1.6%	100%
8	Rate the flexibility in choosing the Electives in relation to the technology advancements.	62	43	17	3	125
	Percentage	49.6%	34.4%	13.6%	2.4%	100%
9	Rate the percentage of the courses offering Laboratory components.	63	47	14	1	125
	Percentage	50.4%	37.6%	11.2%	0.8%	100%
10	Rate the composition of courses in terms of the basic science, project, basic discipline, etc	64	51	8	2	125
	Percentage	51.2%	40.8%	6.4%	1.6%	100%
<b>Total</b>		<b>656</b>	<b>459</b>	<b>119</b>	<b>16</b>	<b>1250</b>
<b>Average Total</b>		<b>65.6</b>	<b>45.9</b>	<b>11.9</b>	<b>1.6</b>	<b>125</b>
<b>Average Percentage</b>		<b>52.48%</b>	<b>36.72%</b>	<b>9.52%</b>	<b>1.28%</b>	<b>100%</b>

### Students Feedback on Curriculum Report:-

The performance of student feedback was found that about highest 52.48 percent of student was feel Excellent, 36.72 percent student was feel good, 9.52 percent student was feel satisfactory and remaining only 1.28 percent student was feel unsatisfactory about overall Teaching and Learning.



*[Signature]*  
Principal

Arts, Comm. & Sci. College  
Shevgaon, Dist Ahmednagar



### 3) Parent Feedback :-

The responses received from the parents respondents are presented in below table for the year 2021-22.

#### Parent Feedback Analysis

Sr. No	Parameter	Excellent	Good	Satisfactory	Unsatisfactory	Total
1	Your opinion about the academic standard of the institute	89	56	0	0	145
	Percentage	61.37%	38.62%	0%	0%	100%
2	The impact of teacher in motivating your ward	74	65	6	0	145
	Percentage	51.03%	44.82%	4.13%	0%	100%
3	Your rating about the Teacher-Student relationship	82	56	6	1	145
	Percentage	56.55%	38.62%	4.13%	0.68%	100%
4	Your rating about the institute discipline?	59	73	11	2	145
	Percentage	40.68%	50.34%	7.58%	1.37%	100%
5	Counseling provided to students at present.	60	71	10	4	145
	Percentage	41.37%	48.96%	6.89%	2.75%	100%
6	Safe and orderly environment	66	74	5	0	145
	Percentage	45.51%	51.03%	3.44%	0%	100%
7	Personality development & other training programme given at present.	76	56	9	4	145
	Percentage	52.41%	38.62%	6.20%	2.75%	100%
8	Overall infrastructural facilities of the institute	59	74	12	0	145
	Percentage	40.68%	51.03%	8.27%	0%	100%
9	Co-operation from the institute office & Accounts dept.	70	59	16	0	145
	Percentage	48.27%	40.68%	11.03%	0%	100%
10	Organization of different programs.	82	58	3	2	145
	Percentage	56.55%	40%	2.06%	1.37%	100%
11	Friendliness and Courteousness of the institute Teaching and non-teaching staff	64	69	11	1	145
	Percentage	44.13%	47.58%	7.58%	0.68%	100%
12	Your overall rating about the institute management	80	61	3	1	145
	Percentage	55.17%	42.06%	2.06%	0.68%	100%
<b>Total</b>		<b>861</b>	<b>772</b>	<b>92</b>	<b>15</b>	<b>1740</b>
<b>Average Total</b>		<b>71.75</b>	<b>64.33</b>	<b>7.66</b>	<b>1.25</b>	<b>145</b>
<b>Average Percentage</b>		<b>49.48%</b>	<b>44.36%</b>	<b>5.28%</b>	<b>0.86%</b>	<b>100%</b>

#### Parents Feedback Report:

The performance of parent feedback was found that about highest 49.50 percent of parent was feel Excellent, 44.25 percent parent was feel good, 5.37 percent parent was feel Satisfactory about college facilities. 0.85 percent parents feel unsatisfactory.



*[Signature]*  
Principal  
Arts, Comm. & Sci. College  
Shevgaon, Dist Ahmednagar




**Feedback on Teacher :-**

**Students Feedback on Teacher**

Sr. No.	Name of the Teacher	Subject	Overall Remark
1.	Dr. Rasal Onkar Jeevan	Economics	Very Good
2.	Mr. Paratwagh Mohan Bhanudas	Political Science	Very Good
3.	Mr. Sase Keshav kakasaheb	Hindi	Very Good
4.	Mr. Shaikh Hamid Shamshuddin	Geography	Very Good
5.	Mr. Dhadage Kishor Sudhakar	Zoology	Very Good
6.	Mr. Pulate Sumit Ramesh	Commerce	Very Good
7.	Mr. Shelke Ganesh Sheshrao	Political Science	Very Good
8.	Mr. Najan Suresh Laxman	Marathi	Very Good
9.	Mr. Patel Sajed Salimoddin	English	Very Good
10.	Mr. Kokare Krishna Vitthal	Economics	Very Good
11.	Miss. Markad Sheetal Gangadhar	Zoology	Very Good
12.	Mr. Dukare Bhagwat Kacharu	History	Very Good
13.	Miss. Powale Archana Ramesh	Botony	Very Good
14.	Mr. Inamdar Kabir Bhaisab	Chemistry	Very Good
15.	Mr. Shere Sanket Suresh	Chemistry	Very Good
16.	Mr. Wavare Mohini Bharat	Chemistry	Very Good
17.	Miss. Shaikh Asma Salimbhai	Zoology	Very Good
18.	Mr. Bhalsing Anita Ranjeet	Physics	Very Good
19.	Mr. Padale Sumeet Subhash	Chemistry	Very Good
20.	Miss. Nikam Mayuri Ashok	Botany	Very Good
21.	Mrs. Bhamare Sunita Shantaram	English	Very Good
22.	Mr.Katkade Ramdas Pandharinath	Marathi	Very Good
23.	Mr.Pisal Madhavi Vishal	Commerce	Very Good
24.	Mr.Nikam Govind Chandrakant	Zoology	Very Good
25.	Mr.Dhamal Somnath Dattatray	Botany	Very Good
26.	Miss. Raut Sarita Somnath	BCA	Very Good
27.	Mr. Ghodechor Manoj B.	BCA	Very Good
28.	Mr. Funde Sandip Pandurang	BCA	Good
29.	Mr.Badadhe Nitin Arjun	Geography	Very Good
30.	Miss.Kale Komal ramkrushna	Commerce	Good
31.	Mr. Borude Somnath Bhausahab	Librarian	Good
32.	Mr. Jadhav Rohidas Laxman	Physical Education	Good



  
**Principal**  
Arts, Comm. & Sci. College  
Shevgaon, Dist Ahmednagar

#### 4) Teachers Feedback:-

The responses received from the students respondents are presented in below table for the year 2021-22.


#### Feedback Analysis on Teacher

Sr. No	Parameter	Excellent	Good	Satisfactory	Unsatisfactory	Total
1	Knowledge base of teacher	255	71	9	0	335
	Percentage	76.11%	21.19%	2.68%	0%	100%
2	Communication Skill of teacher	243	84	8	0	335
	Percentage	72.53%	25.07%	2.38%	0%	100%
3	Sincerity/commitment by the teacher	224	103	7	1	335
	Percentage	66.86%	30.74%	2.08%	0.29%	100%
4	Interest generated by the teacher	244	84	7	0	335
	Percentage	72.83%	25.07%	2.08%	0%	100%
5	Ability to integrate course material with environment/other issues, to provide a broader perspective	244	75	14	2	335
	Percentage	72.83%	22.38%	4.17%	0.59%	100%
6	Ability to integrate content with the other courses	238	80	17	0	335
	Percentage	71.04%	23.88%	5.07%	0%	100%
7	Accessibility of teacher in and out of the class	242	85	7	1	335
	Percentage	72.23%	25.37%	2.08%	0.29%	100%
8	Ability to design quizzes/test/assignment/Examination and projects to evaluate to students	232	86	17	0	335
	Percentage	69.25%	25.67%	5.07%	0%	100%
9	Understanding of the course Provision of sufficient time of feedback.	247	85	3	0	335
	Percentage	73.73%	25.37%	0.89%	0%	100%
10	Overall Rating	242	81	10	2	335
	Percentage	72.23%	24.17%	2.98%	0.59%	100%
	<b>Total</b>	<b>2411</b>	<b>834</b>	<b>99</b>	<b>6</b>	<b>3350</b>
	<b>Average Total</b>	<b>241.1</b>	<b>83.4</b>	<b>9.9</b>	<b>0.6</b>	<b>329.9</b>
	<b>Average Percentage</b>	<b>73.08%</b>	<b>25.28%</b>	<b>3%</b>	<b>0.18%</b>	<b>100%</b>

#### Teachers Feedback Report:

The performance of teacher feedback was found that about highest 73.08 percent of teacher was Excellent, 25.28 percent teacher was agree, 3 percent teacher was disagree, and remaining only 0.18 percent teacher was strongly disagree about syllabus and facilities.

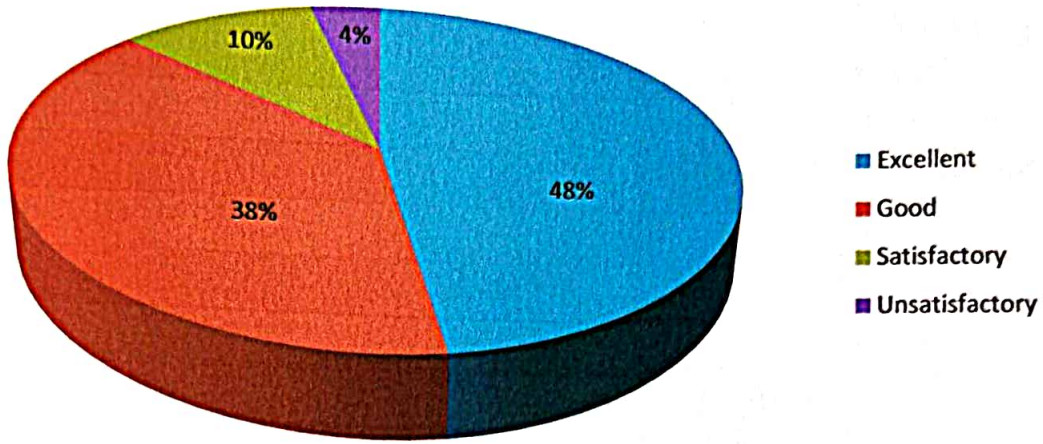


  
**Principal**  
Arts, Comm. & Sci. College  
Shevgaon, Dist Ahmednagar

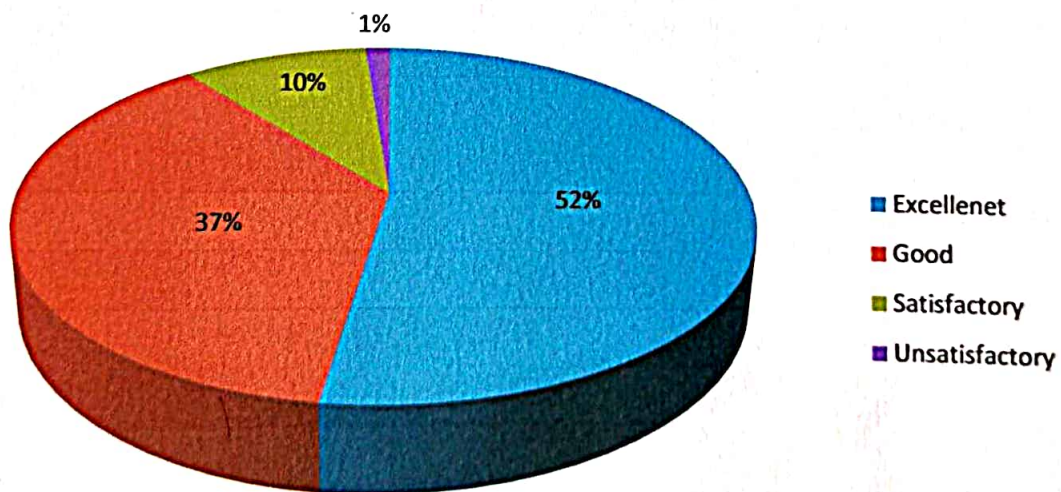


# GRAPHICAL REPRESENTATION OF FEEDBACK ANALYSIS

## Student Feedback on College



## Student Feedback on Curriculum

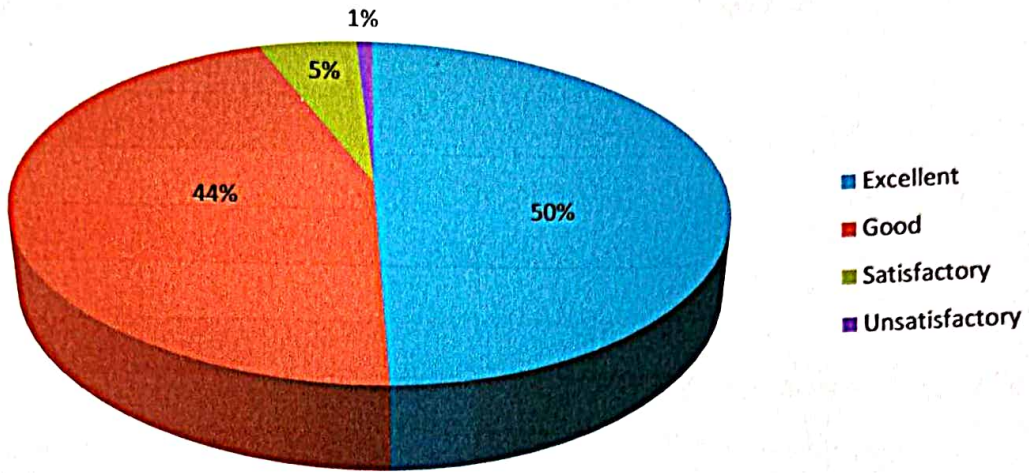


*[Signature]*  
**Principal**

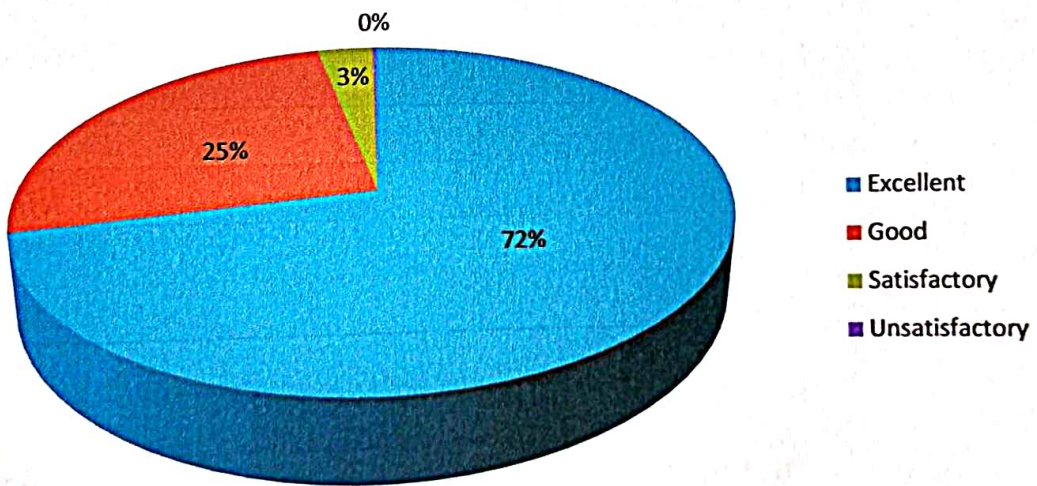
Arts, Comm. & Sci. College  
Shevgaon, Dist Ahmednagar



### Parent Feedback On College



### Student Feedback on Teacher



*Raj*  
**Principal**  
Arts, Comm. & Sci. College  
Shevgaon, Dist Ahmednagar



Pravara Medical Trust's  
**Arts, Commerce and Science College Shevgaon**  
Tal- Shevgaon Dist -Ahmednagar(M.S) PIN-414502

**FEEDBACK ANALYSIS REPORT**

**Academic Year**  
**2022-23**

Prepared by  
**Feedback Committee**  
Arts, Commerce and Science College Shevgaon.

**Pravara Medical Trusts**  
**Art's Commerce And Science college Shevgaon**  
Tal-Shevgaon, Dist-Ahmednagar.

**Feedback Committee Report -2022-2023.**

**Feedback Committee:-**

- The members of the committee are as follows:-

Sr. No	Name of the Member	Designation
1	Prof. Torade R.B	Co-ordinator
2	Prof. Shingare P.S	Member
3	Prof. Sarase D.P	Member

➤ **Introduction:-**

Pravara Medical Trust's Arts Commerce and Science College understands that teaching-learning system followed by an educational institution that needs continuous enhancement. The institution follows a well-defined and formal feedback system implemented at different levels. To capacitate this process of relentless enhancement, the institution adopts a feedback system that takes suggestions from various stockholders viz. Students, Parents on various parameters (each form especially for different stakeholders). This ultimately helps to fine-tune the teaching-learning process and the curriculum. Apart from this, the college makes an attempt to take feedbacks from its major stakeholders i.e. parents and alumni. Each department takes structured feedback on various domains from parents in parents teachers meeting. Other stakeholders, i.e. Students, parents plays significant role in the evaluation, development and enhancement of the quality of learning experience. The feedbacks received from various stakeholders are used to scrutinize and refine the policies so that institution moves closer to its vision.

❖ **Process and Mechanism:-**


- **Feedback collection process from the students of the college :-**

Every year feedback on curriculum and other parameters is collected mostly from each semester students as they have an overall idea of the curriculum. The feedback from students regarding the quality of teaching is collected in mid of the semester from under graduate to post graduate students of each department. The students are asked to respond to questions that examine how effective the teaching-learning process was in aiding the student. Teaching index value is calculated for each teacher. Furthermore, the students also give their opinion on the infrastructure of the institution as well as on the curriculum prescribed for them during the session. The data obtained are also analysed using suitable graph and statistics

- **Feedback collection process from the Stakeholders (Parents) of the college :-**

For the evaluation, development and enhancement of the quality of the learning experience, parent's feedback is obtained to get an overall idea on the syllabi of various courses offered by the university and other factors such as, college infrastructure and facilities. The college maintains an institutional level feedback process in collecting feedbacks from parents/guardians during parents'-teachers meet. The feedbacks are collected



  
**Principal**  
**Arts, Comm. & Sci. College**  
**Shevgaon, Dist. Ahmednagar**



from each department and are analysed & reported by the feedback committee. Apart from this, suggestions and recommendations are also welcomed by the parents/ guardians. The complaints or grievances, if any are redressed properly

➤ **Need for feedback collection process from various stakeholders (college students, Teachers, Parents) :-**

Feedback from students, teachers, parents assist the college to evaluate its service policies and make necessary changes as per stakeholder's requirements. The need for involvement of various stakeholders such as college students, alumnae, parents in feedback process is essential in the quality assurance of higher education hence; the students involvement considers them more as a collaborators, rather than merely passive receivers of, teaching and learning process. After the analysis, the collected feedbacks are consolidated and along with this, the report is handed over to the principal to take necessary actions. Thus, the college maintains a quality consistence and quality enhancement in this direction.

❖ **Objectives of feedback collection process:-**


Feedback is a key feature of college quality management processes and has few purposes.

1. To provide various stakeholders with the opportunity to contribute their opinion on the quality of their learning experiences, as required in preparation for and as part of review processes.
2. To assess the success of academic delivery in relation to the expectations of students.
3. To provide feedback to college faculties in order to improve delivery and/or content of the study-unit.
4. To assure the standards and quality of college's infrastructure and prescribed curriculum.
5. To offer the platform to the students in identifying a better role in the T/L process.
6. To support the improvement and modification in the teaching methodology at the institution.
7. To develop a network that may help to flow the communication between the management and students.
8. To maintain the functioning in the arena of T/L process.

❖ **Role and Responsibilities :-**

1. To maintain an up-to-date and detailed database.
2. To assist management in creating an environment in the college that enables students to have far-lasting memories.
3. To provide the inputs of excessive use to improve the quality of our academic programmes and enrich the credibility of the institution.
4. To offer best possible environment and learning experience to reach potential for academic achievement.



  
**Principal**  
Arts, Comm. & Sci. College  
Shevgaon, Dist Ahmednagar

❖ **Principles:-**


The following principles were set out by the various stakeholders' feedback that defines the foundation for obtaining and using these feedbacks within the College.

1. To increase the student experience depending on improvement made during the period of study and whose views are elicited.
2. It is expected that Stakeholders will adopt a responsible and thoughtful attitude while giving feedbacks.
3. During the collection of feedback, it is ensured that the student is able to express their views freely without fear of being disadvantaged and that the method of collection and analysis is free from the risk of distortion and manipulation.

❖ **Procedure for feedback collection process:-**

Sr. No	Feedback type	Frequency in a year	Indicators
1	Students Feedback(on College, Curriculum, Teacher)	Once	Design and review of course, teachers, infrastructure and facility of college
2	Parents Feedback	Once	Design and review of course, infrastructure and facility of college



  
**Principal**  
ARTS, Comm. & Sci. College  
Shevgaon, Dist Ahmednagar



**Feedback Committee Analysis -2022-23.**

**1) Students Feedback on College:-**

The responses received from the student respondents are presented in below table for the year 2022-23.

**Students Feedback on College**

Sr. No	Parameter	Excellent	Good	Satisfactory	Unsatisfactory	Total
1	Library Facilities	86	70	10	6	172
	Percentage	50%	40.69%	5.81%	3.48%	100%
2	Playground/ Sport Facilities	68	79	18	3	168
	Percentage	40.47%	47.02%	10.71%	1.78%	100%
3	Cultural Activities/NSS	80	61	22	5	168
	Percentage	47.61%	36.30%	13.09%	2.97%	100%
4	Cleanliness in the college/Toilet/Drinking Water	67	75	20	6	168
	Percentage	39.88%	44.64%	11.90%	3.57%	100%
5	Reading room	59	75	24	9	167
	Percentage	35.32%	43.11%	14.37%	5.38%	100%
6	Grievances redress cell	79	60	24	7	170
	Percentage	46.47%	35.29%	14.11%	4.11%	100%
7	Disbursal of Scholarships	59	78	26	8	171
	Percentage	34.50%	45.61%	15.20%	4.67%	100%
8	Computer Facilities	61	74	23	13	171
	Percentage	35.67%	43.27%	13.45%	7.60%	100%
9	Remedial Classes/Tutorials	64	62	23	11	160
	Percentage	40%	38.75%	14.37%	6.87%	100%
10	Canteen	41	63	43	25	172
	Percentage	23.83%	36.62%	25%	14.53%	100%
11	Attitude & Co-operation of administrative staff towards students	66	77	17	8	168
	Percentage	39.28%	45.83%	10.11%	4.76%	100%
12	Availability of Principal in the and response to students Problems	96	46	17	8	167
	Percentage	57.48%	27.54%	10.17%	4.79%	100%
	<b>Total</b>	826	824	267	109	2026
	<b>Average Total</b>	68.83	68.66	22.25	9.08	168.83
	<b>Average Percentage</b>	40.76%	40.66%	13.17%	5.37%	100%

**Students Feedback Analysis:-**

The performance of student overall feedback was found that about highest 40.76 percent of student was feel Excellent, 40.66 percent student was feel good, 13.17 percent student was feel satisfactory and remaining only 5.37percent student was feel unsatisfactory about College.



*[Signature]*  
**Principal**

**Arts, Comm. & Sci. College  
Shevgaon, Dist. Ahmednagar**

## 2) Student feedback on Curricula:-

The responses received from the student respondents are presented in below table for the year 2022-23.

### Students Feedback on Curriculum

Sr. No	Parameter	Excellent	Good	Satisfactory	Unsatisfactory	Total
1	Rate how challenging was the syllabus offered by the course	77	71	16	4	168
	Percentage	45.83%	42.26%	9.52%	2.38%	100%
2	Rate the appropriateness of the sequence of the courses provided in curriculum.	66	73	21	4	164
	Percentage	40.24%	44.51%	12.80%	2.43%	100%
3	Rate the depth of syllabus of courses in relation to the competencies expected by the industry/current global Scenarios.	66	73	22	3	164
	Percentage	40.26%	44.51%	13.41%	1.82%	100%
4	Rate the sequence of the units/modules in the courses.	69	66	25	5	165
	Percentage	41.81%	40%	15.15%	3.03%	100%
5	Rate the adequate of the textbooks & reference books mentioned for the course.	70	58	29	7	164
	Percentage	42.68%	35.36%	17.68%	4.26%	100%
6	Rate the syllabus content of the courses in terms of burden on the students.	65	69	23	5	162
	Percentage	40.12%	42.59%	14.19%	3.08%	100%
7	Rate the design of the courses in the terms of extra-learning/self-learning.	74	66	19	9	176
	Percentage	42.61%	36.93%	12.5%	7.95%	100%
8	Rate the flexibility in choosing the Electives in relation to the technology advancements.	75	65	22	14	176
	Percentage	42.61%	36.93%	12.5%	7.95%	100%
9	Rate the percentage of the courses offering Laboratory components.	84	54	21	5	164
	Percentage	51.21%	32.92%	12.80%	3.04%	100%
10	Rate the composition of courses in terms of the basic science, project, basic discipline, etc	73	64	21	10	168
	Percentage	43.45%	38.09%	12.5%	5.95%	100%
<b>Total</b>		<b>719</b>	<b>659</b>	<b>219</b>	<b>66</b>	<b>1663</b>
<b>Average Total</b>		<b>71.9</b>	<b>65.9</b>	<b>21.9</b>	<b>6.6</b>	<b>166.3</b>
<b>Average Percentage</b>		<b>43.23%</b>	<b>39.62%</b>	<b>13.16%</b>	<b>3.96%</b>	<b>100%</b>

### Students Feedback Report:

The performance of student feedback was found that about highest 43.23 percent of student was feel Excellent, 39.62 percent student was feel good, 13.16 percent student was feel satisfactory and remaining only 3.96 percent student was feel unsatisfactory about overall Teaching and Learning.



*[Signature]*  
Principal

Arts, Comm. & Sci. College  
Shevgaon, Dist Ahmednagar



### 3) Parents' feedback:-

The responses received from the parent respondents are presented in below table for the year 2022-23.

#### Parents' Feedback Analysis

Sr. No	Parameter	Excellent	Good	Satisfactory	Unsatisfactory	Total
1	Your opinion about the academic standard of the institute	92	56	9	1	158
	Percentage	58.22%	35.44%	5.69%	0.63%	100%
2	The impact of teacher in motivating your ward	76	57	23	0	156
	Percentage	48.71%	36.53%	14.74%	0%	100%
3	Your rating about the Teacher-Student relationship	75	59	19	3	156
	Percentage	48.07%	37.82%	12.17%	1.92%	100%
4	Your rating about the institute discipline?	76	62	12	6	156
	Percentage	48.71%	39.74%	7.69%	3.84%	100%
5	Counseling provided to students at present.	70	61	19	5	155
	Percentage	45.16%	39.35%	12.25%	3.22%	100%
6	Safe and orderly environment	76	61	18	2	157
	Percentage	48.40%	38.85%	11.46%	1.27%	100%
7	Personality development & other training programs given at present.	69	71	19	3	162
	Percentage	42.59%	43.82%	11.72%	1.85%	100%
8	Overall infrastructural facilities of the institute	61	71	21	4	157
	Percentage	38.85%	45.22%	13.37%	2.54%	100%
9	Co-operation from the institute office & Accounts dept.	69	62	24	4	159
	Percentage	43.39%	38.99%	15.09%	2.51%	100%
10	Organization of different programs.	69	61	21	5	156
	Percentage	44.23%	39.10%	13.46%	3.20%	100%
11	Friendliness and Courteousness of the institute Teaching and non-teaching staff	75	66	14	3	158
	Percentage	47.46%	41.77%	8.86%	1.89%	100%
12	Your overall rating about the institute management	83	59	15	5	162
	Percentage	51.23%	36.41%	9.25%	3.08%	100%
<b>Total</b>		<b>891</b>	<b>746</b>	<b>214</b>	<b>41</b>	<b>1892</b>
<b>Average Total</b>		<b>74.25</b>	<b>62.16</b>	<b>17.83</b>	<b>3.41</b>	<b>157.66</b>
<b>Average Percentage</b>		<b>47.09%</b>	<b>39.42%</b>	<b>11.30%</b>	<b>2.16%</b>	<b>100%</b>

#### Parents Feedback Report:

The performance of parent feedback was found that about highest 47.09 percent of parent was feel Excellent, 39.42 percent parent was feel good, 11.30 percent parent was feel Satisfactory about college facilities. 2.16 percent parents feel unsatisfactory.



*[Signature]*  
Principal

Arts, Comm & Sci College  
Shevgaon, Dist Ahmednagar

## Feedback on Teacher

### Students Feedback on Teacher:-

Sr. No.	Name of the Teacher	Subject	Overall Remark
1.	Dr. Rasal Onkar Jeevan	Economics	Very Good
2.	Mr. Paratwagh Mohan Bhanudas	Political Science	Very Good
3.	Mr. Sase Keshav kakasaheb	Hindi	Very Good
4.	Mr. Shaikh Hamid Shamshuddin	Geography	Very Good
5.	Mr. Dhadage Kishor Sudhakar	Zoology	Very Good
6.	Mr. Pulate Sumit Ramesh	Commerce	Very Good
7.	Mr. Shelke Ganesh Sheshrao	Political Science	Very Good
8.	Mr. Najan Suresh Laxman	Marathi	Very Good
9.	Mr. Patel Sajed Salimoddin	English	Very Good
10.	Mr. Kokare Krishna Vitthal	Economics	Very Good
11.	Mr. Inamdar Kabir Bhaisab	Chemistry	Very Good
12.	Miss. Shaikh Asma Salimbhai	Zoology	Very Good
13.	Miss. Hiwale Shital Vinayak	Geography	Very Good
14.	Mr. Bhalsing Ajit Laxman	History	Very Good
15.	Mr. Torade Ramdas Balu	Zoology	Very Good
16.	Miss. Madne Pooja Sambhaji	Botony	Very Good
17.	Mr. Kharat Rahul Bandu	Botony	Very Good
18.	Miss. Sarase Diksha Pramod	Chemistry	Very Good
19.	Mr. Gangawane Chaitanya Maruti	English	Very Good
20.	Mrs. Sable Prajakta Santosh	Commerce	Very Good
21.	Miss. Dahifale Mira Bajirao	Chemistry	Good
22.	Mr. Kardile Amol Balasaheb	Chemistry	Very Good
23.	Mr. Ghadage Jyotiraditya Sharad	Chemistry	Very Good
24.	Mr. Kedar Ramkisan Sanjaay	Chemistry	Good
25.	Mr. Revadkar Amol Pandurang	Chemistry	Very Good
26.	Miss. Raut Sarita Somnath	B.C.A	Very Good
27.	Mrs. Shingare Priti Sagar	B.C.A	Very Good
28.	Mr. Borude Somnath Bhausahab	Librarian	Good
29.	Mr. Katkade Ramdas Pandharinath	Marathi	Very Good
30.	Miss. Pisal Madhavi Vishal	Commerce	Very Good
31.	Mr. Nikam Govind Chandrakant	Zoology	Very Good
32.	Mr. Dhamal Somnath Dattatray	Crop Science	Very Good
33.	Mr. Pisote Baban Mohan	Physics	Very Good
34.	Mr. Udage Mahesh	BCA	Very Good
35.	Mr. Funde Sandip Pandurang	BCA	Very Good
36.	Miss. Bhamare Sunita	English	Good
37.	Mr. Badadhe Nitin Arjun	Geography	Very Good
38.	Miss. Kale Komal Ramkrushna	Commerce	Good
39.	Mr. Jadhav Rohidas Laxman	Physical Education	Good



*Rajendra*  
**Principal**

**Arts, Comm. & Sci. College  
Shevgaon, Dist. Ahmednagar**



#### 4) Teachers Feedback:-

The responses received from the Students respondents are presented in below table for the year 2022-23.

#### Feedback on Teacher Analysis

Sr. No	Parameter	Excellent	Good	Satisfactory	Unsatisfactory	Total
1	Knowledge base of teacher	255	69	9	0	333
	Percentage	76.57%	20.72%	2.70%	0%	100%
2	Communication Skill of teacher	243	84	6	0	333
	Percentage	72.97%	25.22%	1.80%	0%	100%
3	Sincerity/commitment by the teacher	224	101	7	1	333
	Percentage	67.26%	30.33%	2.10%	0.30%	100%
4	Interest generated by the teacher	242	84	7	0	333
	Percentage	72.67%	25.22%	2.10%	0%	100%
5	Ability to integrate course material with environment/other issues, to provide a broader perspective	234	73	14	2	323
	Percentage	72.44%	22.60%	4.33%	0.61%	100%
6	Ability to integrate content with the other courses	238	78	17	0	333
	Percentage	71.47%	23.42%	5.10%	0%	100%
7	Accessibility of teacher in and out of the class	242	83	7	1	333
	Percentage	72.67%	24.92%	2.10%	0.30%	100%
8	Ability to design quizzes/test/assignment/Examination and projects to evaluate to students	230	86	17	0	333
	Percentage	69.06%	25.82%	5.10%	0%	100%
9	Understanding of the course Provision of sufficient time of feedback.	245	85	3	0	333
	Percentage	73.57%	25.52%	0.90%	0%	100%
10	Overall Rating	222	80	10	0	312
	Percentage	71.15%	25.64%	3.20%	0%	100%
<b>Total</b>		<b>2375</b>	<b>823</b>	<b>97</b>	<b>4</b>	<b>3299</b>
<b>Average Total</b>		<b>273.5</b>	<b>82.3</b>	<b>9.7</b>	<b>0.4</b>	<b>329.9</b>
<b>Average Percentage</b>		<b>82.90%</b>	<b>24.94%</b>	<b>2.94%</b>	<b>0.12%</b>	<b>100%</b>

#### Teachers Feedback Report:

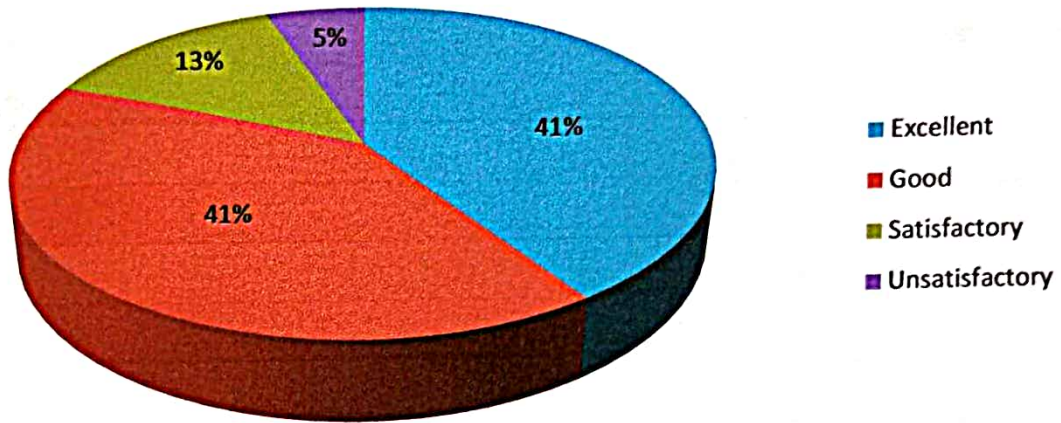
The performance of teacher feedback was found that about highest 82.90 percent of teacher was Excellent, 24.94 percent teacher was agree, 2.94 percent teacher was disagree, and remaining only 0.12 percent teacher was strongly disagree about syllabus and facilities.



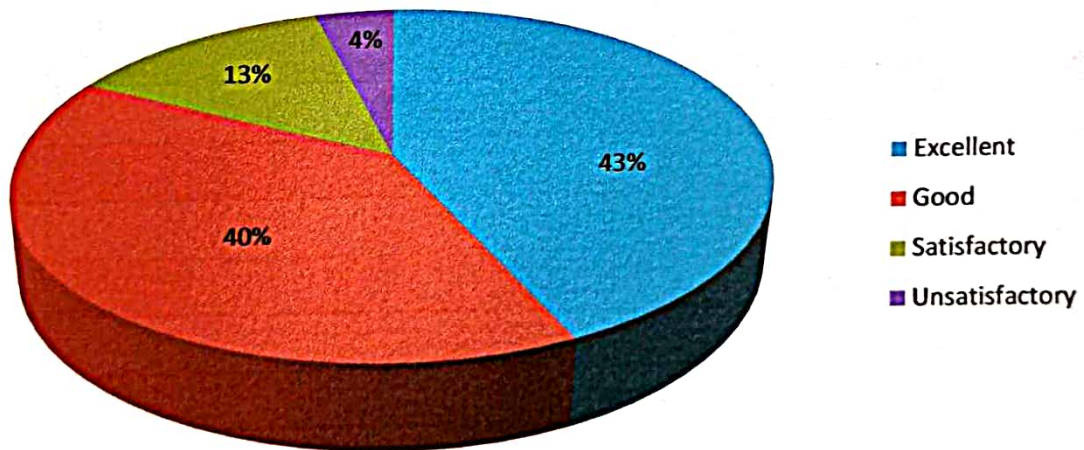
*Raj*  
Principal  
Arts, Comm. & Sci. College  
Shevgaon, Dist Ahmednagar


# GRAPHICAL REPRESENTATION OF FEEDBACK ANALYSIS

## Students' Feedback on College



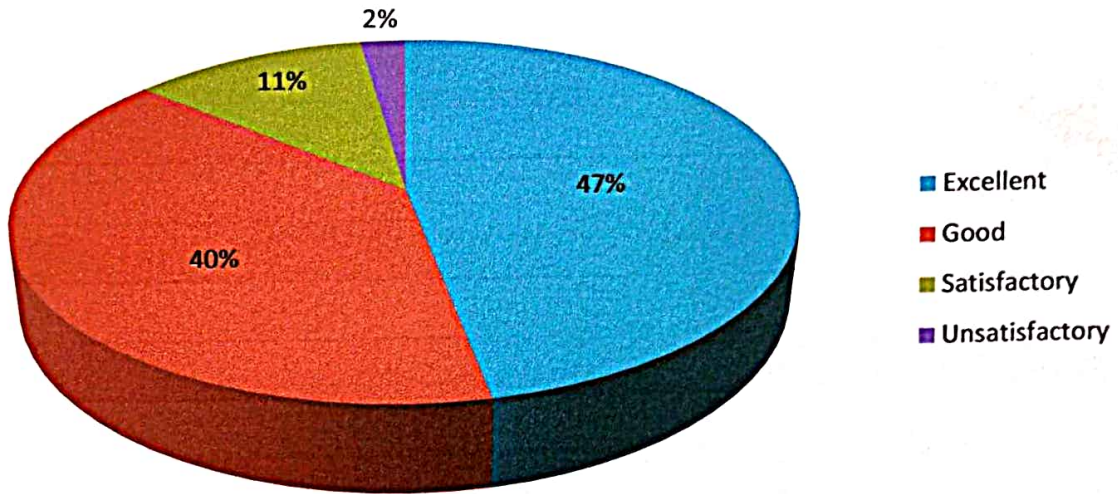
## Students' Feedback on Curriculum



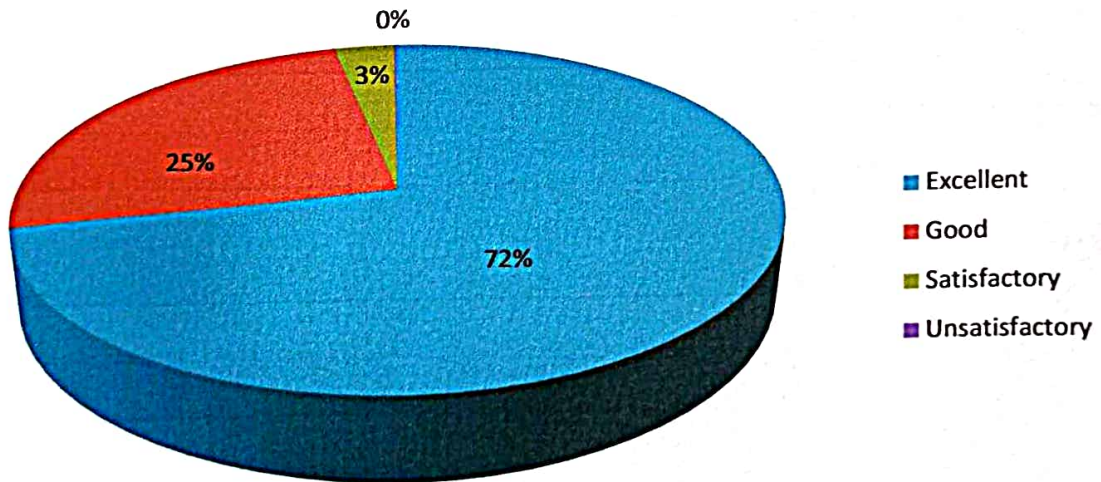
  
**Principal**  
Arts, Comm. & Sci. College  
Shevgaon, Dist Ahmednagar




## Parent Feedback



## Students' Feedback on Teacher



  
**Principal**  
Arts, Comm. & Sci. College  
Shevgaon, Dist Ahmednagar

# **Action Taken Report**



## Action Taken Report on Feedback

**Academic year:- 2018-19.**

The institution collected the feedback on College, Curriculum, Teacher and Overall Intuitional feedback from Students and Parents. After analysis of feedback received from stakeholders i.e. Students, the committee forwarded analysis report to the IQAC for taking necessary actions. IQAC took the following required actions based on the analysis and suggestions.

Sr. No	Suggestions from Stakeholders	Action Taken by the Institute
1	Student gave Suggestion for organising various exhibition for student participation	As per discussion in CDC principal planned to organize Coin Exhibition in the Institute.
2	Student requested to start free bus service from Bus Stop to College.	By the approval of the President of CDC started free bus service to college student from Bus Stop to College.
3	Student suggestion about cleanliness of common washrooms.	The Principle instructed sweeper department about cleaning in college campus.

The Principal of the college reported ATR to College Development Committee. After discussion in the meeting, the ATR of Feedback was unanimously approved by the CDC.



  
**Principal**

arts, Comm. & Sci. College  
Shevgaon, Dist Ahmednagar

## Action Taken Report on Feedback

**Academic year: 2019-20.**

The institution collected the feedback on College, Curriculum, Teacher and Overall Intutional feedback from Students and Parents. After analysis of feedback received from stakeholders i.e. Students, the committee forwarded analysis report to the IQAC for taking necessary actions. IQAC took the following required actions based on the analysis and suggestions.

Sr. No	Suggestions from Stakeholders	Action Taken by the Institute
1	Suggestions Received from students to start computer Programme for undergraduate level.	As per the Discussion in CDC, The Principal Instructed to send a proposal to SPPU Pune for the said programme.
2	Suggestions Received from students to start PG programme.	As per the Discussion in CDC, The Principal Instructed to send a proposal to SPPU Pune for the said programme.
3	Student Suggestion to organize more guest lecture on corporate resource people	As per the Discussion in CDC, The Principal Instructed to the departments to conduct the Guest lectures on various resource persons

The Principal of the college reported ATR to College Development Committee. After discussion in the meeting, the ATR of Feedback was unanimously approved by the CDC.



A handwritten signature in blue ink, appearing to be "Ravi".

**Principal**

arts, Comm. & Sci. College  
Shevgaon, Dist Ahmednagar



# Action Taken Report on Feedback

**Academic year: 2021-22.**

The institution collected the feedback on College, Curriculum, Teacher and Overall Intuitional feedback from Students and Parents. After analysis of feedback received from stakeholders i.e. Students, the committee forwarded analysis report to the IQAC for taking necessary actions. IQAC took the following required actions based on the analysis and suggestions.

Sr. No	Suggestions from Stakeholders	Action Taken by the Institute
1	Students Suggestion to Introduce the syllabus for enhancing the Self-employability	As per the discussion CDC it is decided to Introduced the carrier / Job oriented certificate course in the related subject.
2	Suggestions to include computer knowledge in curriculum	Communicate to the Concerned Department for implementation.
3	Suggestion received from students regarding conducting Yoga	As per the discussion in CDC meeting, the coordinator was instructed to conduct next batch of the course in winter season in morning session.
4	Demand of students to make available books on Small scale industries/skills	Librarian of college is asking to place the order for books on Small scale industries/skills before the commencement of next academic year.
5	Suggestion to increase the number of Books in the Departmental library	The number of books increases through donation, philanthropist and faculties.

The Principal of the college reported ATR to College Development Committee. After discussion in the meeting, the ATR of Feedback was unanimously approved by the CDC.



  
Principal

Arts, Comm. & Sci. College  
Shevgaon, Dist Ahmednagar



# Action Taken Report on Feedback


**Academic year: 2022-23.**

The institution collected the feedback on College, Curriculum, Teacher and Overall Intuitional feedback from Students and Parents. After analysis of feedback received from stakeholders i.e. Students, the committee forwarded analysis report to the IQAC for taking necessary actions. IQAC took the following required actions based on the analysis and suggestions.

Sr. No	Suggestions from Stakeholders	Action Taken by the Institute
1	Students Suggestion to Organize the contest for improving the Creative thinking of the Student	It is decided to organize the Quiz, Essay Writing competition, Group Discussion assignments etc.
2	Suggestion to start a subject related courses in each Department	Subject Related short-term/add-on/value added courses started by each Department.
3	Regarding awareness of new Education Policy and curricula with students	It is decided to introduce NEP-2020 , the COs and POs explained to the students in the class room and also display on institutional website
4	Library facility Availability reference books	Librarian of college is asked to place the order for reference books required for the newly implemented syllabus. At the Beginning of the academic year HoDs asked to submit their reference book list.
5	Need to strengthen computer laboratory(High speed internet, ups backup)	To upgrade computer laboratory Request for grant will be made to the president of CDC.

The Principal reported ATR to College Development Committee. After discussion in the meeting, the ATR of Feedback was unanimously approved by the CDC.



  
**Principal**  
Arts, Comm. & Sci. College  
Shevgaon, Dist Ahmednagar



# **Feedback form**

Bhagwat Prasad Dilip

Pravara Medical Trust's

Arts Commerce & Science college , shevgaon


Student Feedback on College

Department:- Botany ..... Subject:- Botany .....  
Class:- S.Y. BSC ..... Academic Year:- 2022-23 .....

Select any one by Putting ✓ Mark

Sr.No.	Rating Factors	Excellent	Good	Satisfactory	Unsatisfactory
1	Library Facilities	✓			
2	Playground/Sport facilities		✓		
3	Cultural Activities/NSS		✓		
4	Cleanliness in the college/Toilet/Drinking Water		✓		
5	Reading room	✓			
6	Grievances redress cell		✓		
7	Disbursal of Scholarships		✓		
8	Computer Facilities	✓			
9	Remedial Classes/Tutorials		✓		
10	Canteen		✓		
11	Attitude & Co-operation of administrative staff towards students	✓			
12	Availability of Principal in the college and response to students Problems		✓		

Name of the Student :- Bhagwat Prasad Dilip

Signature:- 



  
Principal

Arts, Comm. & Sci. College  
Shevgaon, Dist Ahmednagar



Pravara Medical Trust's

Arts Commerce & Science college , shevgaon

Student Feedback on Curriculum

Department:- Chemistry ..... Subject:- Chemistry .....

Class:- TY B.Sc ..... Academic Year:- 2022-23 .....

Select any one by Putting  $\checkmark$  Mark

Sr.No.	Parameters	Excellent	Good	Satisfactory	Unsatisfactory
1	Rate how challenging was the syllabus offered by the course.		$\checkmark$		
2	Rate the appropriateness of the sequence of the courses provided in curriculum.	$\checkmark$			
3	Rate the depth of syllabus of courses in relation to the competencies expected by the industry/current global Scenarios.	$\checkmark$			
4	Rate the sequence of the units/modules in the courses.	$\checkmark$			
5	Rate the adequates of the textbooks & reference books mentioned for the course.	$\checkmark$			
6	Rate the syllabus content of the courses in terms of burden on the students.		$\checkmark$		
7	Rate the design of the courses in the terms of extra-learning/self learning.	$\checkmark$			
8	Rate the flexibility in choosing the electives in relation to the technology advancements.	$\checkmark$			
9	Rate the percentage of the courses offering Laboratory components.	$\checkmark$			
10	Rate the composition of courses in terms of the basic science, project, basic discipline, etc		$\checkmark$		

Name of the Student :- Cebheda Akshay pandit

Signature:- .....

Prabodha



Prabodha

Principal

Arts, Comm. & Sci. College  
Shevgaon, Dist Ahmednagar

**Arts, Commerce and Science College Shevgaon.**

Ayurved College campus, Akhegaon Road, Shevgaon.

Tal :- Shevgaon, Dist :- Ahmednagar, Maharashtra- 414502 (M.S.)

**PARENT'S FEEDBACK FORM**

(Please read college report before filling this form)

Name of Student : Nikalje Bakshi Rajendra Class: T.Y. B.A**Parent's detail :-**Name of Parent /Guardian: Nikalje kalpana RajendraMother's name: Nikalje kalpana RajendraFather's Occupation: —Address: Shriram colony vikhe collage road shevgaonContact No: 880 8080261632 Mobile: 9011825548E-mail: kalpananikalje2@gmail.com

(The following feedback will be kept confidential. Please tick (✓) the appropriate box)

S. N.	Value Points	Excellent	Good	Average	Poor
1	Your opinion about the academic standard of the institute	✓			
2	The impact of teacher in motivating your ward	✓			
3	Your rating about the Teacher-Student relationship		✓		
4	Your rating about the institute discipline?		✓		
5	Counseling provided to students at present.	✓			
6	Safe and orderly environment	✓			
7	Personality development & other training programme given at present.	✓			
8	Overall infrastructural facilities of the institute		✓		
9	Co-operation from the institute office & Accounts dept.	✓			
10	Organisation of different programmes.	✓			
11	Friendliness and Courteousness of the institute Teaching and non-teaching staff	✓			
12	Your overall rating about the institute management	✓			
		✓			

**Principal**Arts, Comm. & Sci. College  
Shevgaon, Dist. Ahmednagar



# Arts, Commerce and Science College Shevgaon.

Ayurved College campus, Akhegaon Road, Shevgaon,  
Tal :- Shevgaon, Dist.: Ahmednagar, Maharashtra- 414502 (M.S.)

## Your views

(Express your views in English / मराठी)

(This information will help us to define PEO i.e. Programme Educational Objectives of our institute)

1. What should be institute's mission: (for present)

To promote and undertake all-inclusive research and development.

2. What should be institute's vision: (for future)

To provide an education that transforms students through rigorous coursework and by providing an understanding of the needs of society and industry.

3. Any other suggestions:

To collaborate with other academic and research institutes around the world to strengthen the education and research ecosystem.



*[Signature]*

Principal

Arts, Comm. & Sci. College  
Shevgaon, Dist Ahmednagar

*[Signature]*

Student Sign.

*[Signature]*

Father/Mother/Guardian sign

Pravara Medical Trust's

Arts Commerce & Science college , shevgaon

Student Feedback on Teacher


Department:- B.A. (Science) Subject:- web Technology

Teacher Name:- Prof. Shingane P.S Academic Year:- 2022-23


Select any one by Putting ✓ Mark

Sr.No.	Rating Factors	Excellent	Good	Satisfactory	Unsatisfactory
1	Knowledge base of teacher	✓			
2	Communication Skill of teacher	✓			
3	Sincerity/commitment by the teacher		✓		
4	Interest generated by the teacher	✓			
5	Ability to integrate course material with environment/other issues, to provide a broader perspective		✓		
6	Ability to integrate content with the other courses	✓			
7	Accessibility of teacher in and out of the class		✓		
8	Ability to design quizzes/test/assignment/Examination and projects to evaluate to students understanding of the course	✓			
9	Provision of sufficient time of feedback.		✓		
10	Overall Rating	✓			

Name of the Student :- Khandare Pravin

Signature:- 



  
Principal

Arts, Comm. & Sci. College  
Shevgaon, Dist Ahmednagar